

North Carolina

*A Guide to Your
Health Care Benefits*

2023 Member Handbook


CareSource[®]

 Health Insurance Marketplace

*CareSource is a Qualified Health Plan issuer
in the Health Insurance Marketplace.*





CONTENTS

Welcome.....	V	Translation and Alternate Format Materials.....	7
Member Services.....	3	When to Update Your Information.....	7
Important Next Steps.....	4	Digital Tools	8
Your Member ID Card.....	4	Getting Started	11
Create Your Online My CareSource® Account or Update Your Existing Account	4	ID Cards.....	11
Learn About Your Benefits and Services.....	4	Your CareSource Invoice.....	12
Learn About Special Programs Like Disease Management, Care Coordination and More.....	5	How to Pay Your Premium	13
Choose a Network Primary Care Physician (PCP)	5	Communication from CareSource.....	15
Complete your Health Needs Assessment through MyHealth.....	5	Member Newsletters	15
You have questions.	6	Explanation of Benefits.....	16
Interpreter Services	7	Sample EOB	16
TTY/TDD for the Hearing Impaired.....	7	Understanding Your Costs	19
		Cost Shares	19
		Billed Amount.....	19

Accumulated Amounts.....	19	Prescription Drugs.....	48
Tips to Lower Your Cost For Care.....	23	Medication Therapy Management.....	50
Where and How To Get Care.....	24	Disposing of Medications Safely.....	51
Where to Get Care.....	24	Member Exclusive Programs.....	53
Use Network Providers.....	28	My CareSource Member Portal.....	53
Finding a Doctor.....	28	Care Management and Outreach Services....	55
Current Treatment Plans and Continuity of Care.....	29	Care Transitions.....	56
When you are Outside of our Service Area ...	29	Disease Management.....	57
Your Benefits.....	31	Ensuring Your Quality of Care.....	58
Covered Benefits At A Glance.....	31	We Want You To Be Satisfied With Your Coverage.....	58
Benefit Limitations.....	34	Grievances and Noncertifications.....	58
Preventive Care.....	34	Utilization Management (UM).....	60
Are You Getting Your Preventive Care?.....	35	Clinical Practice and Preventive Guidelines ..	60
Staying Healthy.....	36	Quality Improvement Program.....	62
Services that Require a Prior Authorization....	36	Definitions.....	65
Behavioral Health, Mental Health, and Substance Use Disorders.....	37	Appendix.....	68
Addiction and Substance Use Disorder.....	38	Advance Directives.....	68
Accidental Dental Coverage.....	40	Mental Health Treatment Directive.....	68
Pediatric Dental Benefits with DentaQuest....	40	Guardianship.....	69
Pediatric Vision Benefits with EyeMed.....	41	Your Rights and Protections Against Surprise Medical Bills.....	72
Optional Adult Dental, Vision and Fitness Benefits.....	42	Privacy Notice Statement.....	73
Adult Dental Care with DentaQuest.....	42	Fraud, Waste and Abuse.....	78
Adult Vision Care with EyeMed.....	43	Member Rights and Responsibilities.....	79
The Active&Fit Enterprise Program.....	44		
Hearing Benefits with TruHearing.....	45		
Pharmacy Benefits and Information.....	46		
Pharmacy Information.....	46		



Welcome!

Thank you for being a CareSource member! We are glad to have you as a member of our health plan. At CareSource, we focus more on people than profits. Our marketplace health plans continue our long history of making health care coverage easy to understand and access. It's health care with heart!

This handbook will help you better understand your benefits and coverage, and how to get the most out of your CareSource plan. In addition, please be sure to review your Schedule of Benefits (SB) and Evidence of Coverage (EOC). Your SB and EOC contain additional detailed information about your plan. Please read the entire SB and EOC and use them often as a reference for your covered services.

If there is any conflict between this Handbook and your Evidence of Coverage, the Evidence of Coverage will be considered the correct document. If a situation or question arises about your rights and benefits under your plan, please reference your Evidence of Coverage. In addition, your Evidence of Coverage and this Handbook can be found on our website at **CareSource.com/marketplace**.



Member Services

You may contact CareSource Member Services if you have questions about your plan, or to get more information about your rights and benefits under the plan. The Member Services phone number and TTY are in the footer at the bottom of each page of this handbook, and on the back of your CareSource ID card. Member Services is open Monday through Friday, from 7 a.m. to 7 p.m. Eastern Time to take your call.

If you or someone you're helping have questions about CareSource, you have the right to get help and information in your language at no cost. Please call the Member Services number on your CareSource ID card for more information.

Spanish

Si usted o alguien a quien ayuda tienen preguntas sobre CareSource, tiene derecho a recibir esta información y ayuda en su propio idioma sin costo. Para hablar con un intérprete. Por favor, llame al número de Servicios para Afiliados que figura en su tarjeta de identificación.

Arabic


CareSource، يتلابة غلللاب و أناجم تامولعمو ةدعاسم ىلع لوصحلا كل قحيف صوصخب تاراسفتسا ةيأ، هدهدعاست صخش يأ ىدل وأ، كي دل ناك اذإ كبة صاخلا وضعلا فيرعت ةقابط ىلع دوجوملا، اضعال ةمدخ مقر ىلع لاصتالا ىجر، نيروفلا ني مچرتملا دحأ ىلإ ثدحتلل. اهب ثدحتت

Chinese

如果您或者您在帮助的人对 CareSource 存有疑问，您有权免费获得以您的语言提供的帮助和信息。如果您需要与一位翻译交谈，请拨打您的会员 ID 卡上的会员服务电话号码。

IMPORTANT NEXT STEPS


You've enrolled in your 2023 plan. Now what? Follow the steps below to get started with your new plan, and to review any changes from last year, if you have re-enrolled with us.


1

Your Member ID Card

Look for your ID card in the mail.


- You will get your member ID card in a separate mailing.
- You can also access your member ID card from your My CareSource® account, or view a digital copy of it on the CareSource mobile app.
- Get more information about your ID card in the *Getting Started* section of this handbook.


2

Create Your Online My CareSource® Account or Update Your Existing Account

Get quick and easy access to your plan and account information, as well as health and wellness information through MyCareSource.com and the mobile app.

- Go to **MyCareSource.com**. Then select **Sign Up** to create an account or **Login** to update your existing account.
 - If you have a new member ID number, you will need to update your account with your new plan information.
- Download our CareSource mobile app to stay connected on the go.


3

Learn About Your Benefits and Services


Read about your covered benefits and services in the *Your Benefits* section of this handbook.

- You can also find information about your covered benefits and services online at: **CareSource.com/marketplace** and in your My CareSource account.


4


Learn About Special Programs Like Disease Management, Care Coordination and More

In the *Member Exclusive Programs* section of this handbook. You can also call us for more information at **1-844-438-9498**, Monday through Friday from 8 a.m. to 5 p.m. Eastern Time.


5

Choose a Network Primary Care Physician (PCP)

- **FIND:** Use our **Find a Doctor** tool to locate the right doctor for you.
- **TELL US** your choice of PCP through your My CareSource account. Use the Choose Provider option and tell us your PCP's name. This isn't required, but helps ensure the right cost share amount is charged for each visit.
- **VISIT:** Make an appointment with your choice of PCP. It's important to have regular checkups, even when you are not sick.


6

Complete your Health Needs Assessment through MyHealth

In your My CareSource account, select the **Health** tab, then look for your Health Needs Assessment (HNA) under Assessments. Complete the survey to get a personal health score and a plan with tips for becoming or staying healthy!

YOU HAVE QUESTIONS.

We have answers!

Many questions you may have are pretty common among all of our members. This handbook should answer most of them. Below are some of the more frequently asked questions that you may have.

How do I get a replacement ID card?

If you've lost your CareSource ID card or need another copy, you can request one through your member portal account, **MyCareSource.com**, or call Member Services. Don't forget, you can use the mobile app to present your ID card digitally.

How do I find a network primary care provider (PCP)?

You can use our online Find A Doctor tool to find a PCP or specialist near you. You can also call Member Services, and a representative can help you find a PCP. When you find a PCP that you like, please let us know by entering his or her name in your My CareSource account.

Where can I find my plan documents?

Your plan documents are mailed to you when you enroll. You can also find your plan documents in your member portal account at **MyCareSource.com**. All plan documents are also posted on **CareSource.com/marketplace**. Use your plan name and benefit year to select the right documents.

Which plan document tells me my costs?

Your Schedule of Benefits, included with your annual member materials will show what your costs are for services.

How can I pay the bill for my monthly premium?

You can pay your bill in several convenient ways:

- By mail
- By phone
- Online
- Automatic monthly payments

See *How To Pay Your Premium* in this handbook for all the details.

How can I tell what my costs will be for a service or procedure before I get it?

- You can use our new Treatment Cost Navigator, available through your member portal account, **MyCareSource.com** to get an estimate and see what a provider may charge for a service.
- The Treatment Cost Navigator can also show you estimated costs for a service or procedure from multiple providers in your area. (See the Understanding Your Cost section for more information about the Treatment Cost Navigator.)
- You can ask your provider for an estimate up-front and what might influence their cost.
- You can call Member Services for help with figuring your costs.

Interpreter Services

If you or a member of your family has a primary language that is not English, call us. We offer interpreters for members who need assistance communicating with us. By calling the Member Services department at **1-833-230-2099** you can speak with a Member Services representative through an interpreter.

We make it easy to stay in touch with CareSource. Let us know when you have questions or need an interpreter. We are here to help.

TTY/TDD for the Hearing Impaired

Call 1-800-735-2962 or 711 if you are hearing impaired and have any questions, whether they are about your plan benefits and services or about your health and care.

Translation and Alternate Format Materials

You can request your plan documents and other print communication to be translated into the language of your choice. You can also request other formats, such as large print, braille or audio formats. Call Member Services to request a translation or alternate format material.

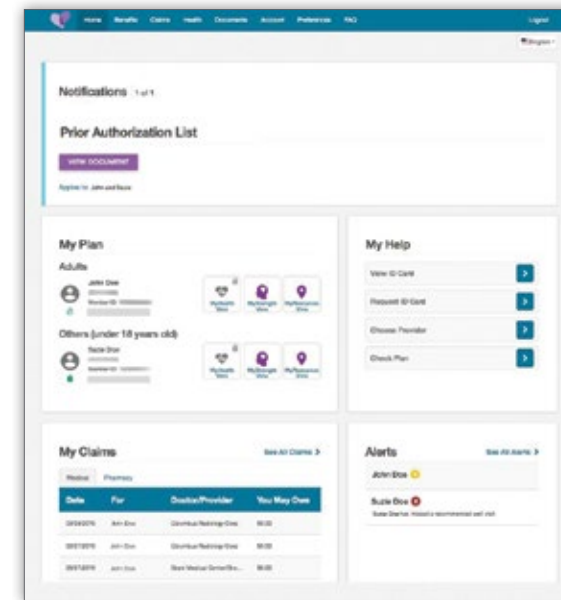
When to Update Your Information

Use CareSource's enrollment website **Enroll.CareSource.com** when you need to change or update your household information, such as:

- When you move
- If you or someone in your household has a change in income
- If you adopt or have a child
- To permanently change your address or contact information

Our enrollment website provides an easy, no-hassle way to let the Marketplace know when you have changes to report. You can also call the Marketplace directly at 1-800-318-2596 (TTY: 855-889-4325) or go to [Healthcare.gov](https://www.healthcare.gov).*

**Healthcare.gov and the Marketplace are products of the Centers for Medicaid and Medicare, and are not related to CareSource.*



The My CareSource Account Home Screen

My CareSource Member Portal

Your plan information and documents are available through your My CareSource® member portal account. **MyCareSource.com** is your secure, personal CareSource account. It gives you access to cost information, claims, explanations of benefits, invoices, and more. If you've had a My CareSource account in the past, be sure to update it with your new Member ID number.

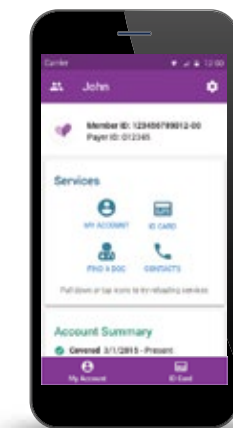
My CareSource is also your **personal portal** to our online tools like **MyHealth®**, **myStrength™** and **MyResources™**, to help you get additional support for your physical and emotional health, and find community resources. These tools are discussed in more detail in the section on Member Exclusive Programs and Tools.

My CareSource also gives you access to our **Treatment Cost Navigator**. It's easy to shop and compare costs with local providers. You can get an estimated cost for most services and procedures with multiple local providers, based on your deductible and costs. You can also find the cost a particular provider may typically charge for a service or procedure. See more about the Treatment Cost Navigator in the *Understanding Your Costs* section of this handbook.

Go Green! Get text or email reminders and paperless invoices, explanations of benefits and more with your My CareSource account! Go to the **Preferences** page to set your preference for email and text. We will email or text you a notice when documents are ready to view. We can't email you reminders for everything, but when we can, we will be happy to!

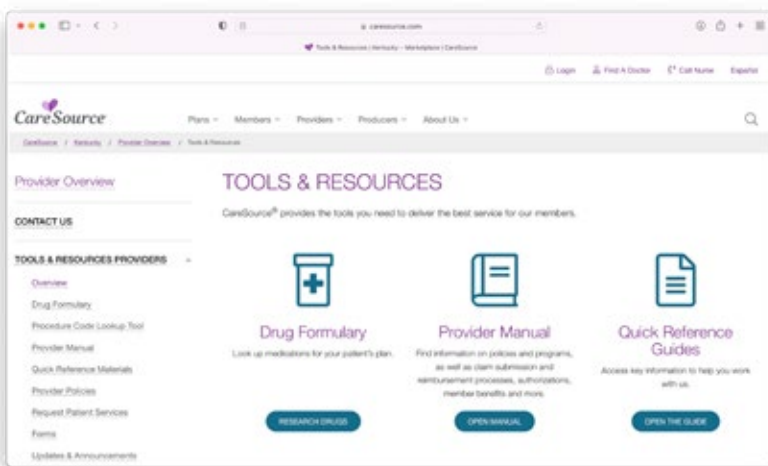
CareSource Mobile App

The CareSource Mobile App gives you access to CareSource information and services at your fingertips. The new **Message Center** will let you know if you are due for a screening test, a doctor visit, prescription refill, or when documents are available for you to review. Get one-touch access to your digital ID card, Find A Doctor, and CareSource24®. Access telehealth 24 hours a day with the Teladoc® link. Our app makes using your CareSource benefits easy and convenient.



DIGITAL TOOLS

Our suite of digital tools is designed to make it easy for you to get the information you want, when you want it.



CareSource Website

CareSource.com/marketplace: Our website gives you general information about plans, your plan documents, pharmacy benefits, member-exclusive programs, and how to find network providers. It even has educational materials and videos. Our website is easier and faster than ever to use. We are always updating the information available to you, so visit often when you have questions about your health or your health care plan.



GETTING STARTED


Information you need to know.

ID Cards

You will receive your CareSource ID cards in a separate mailing. They are also available on your My CareSource account and the CareSource mobile app. Your ID card lists each member of your family who has health insurance coverage under the Plan. Be sure to show your card each time you go to the doctor, hospital, urgent care center and pharmacy.

ID Cards show additional important contact information, including our 24/7 Nurse Advice Line, and Benefits Manager contact information, for your Vision, Dental, Hearing and Fitness benefits, as appropriate to your plan.

NOTE: Have your ID card ready when you call Member Services or any of the Member Benefits contact numbers. The member ID number listed on your card will help us serve you faster.

 Silver Dental, Vision and Fitness	
Member: Jeff Doe Member ID: 1480000000-00 Health Plan: 42265NC0020023-01 Payer ID: NCCS1	Dependents: NC 2023 -01 Jane Doe Effective: 01/01/2023 Office: \$30 ER: 20%* Spec: \$50 UrgCare: \$75 <small>*after \$5,000/7,500 Annual Deductible \$10,000 Out of Pocket Max</small>
MEMBER NUMBERS	CareSource.com/marketplace This card does not guarantee coverage. To verify benefits, view claims, or find a provider, visit the website or call Member Services. Member Services: 1-833-230-2099 CareSource24 Nurse Advice Line: 1-833-687-7355 TTY Service for Hearing Impaired: 1-800-735-2962 Dental: DentaQuest 1-833-615-0434 Vision: EyeMed 1-833-337-3129 Hearing: TruHearing 1-866-202-2636 Fitness: Active&Fit 1-877-771-2746
PROVIDER INFO	Provider Services: 1-833-230-2101 ESI: 1-800-420-3560 RxBin: 003858 RxPCN: A4 RxGrp: RXINN04 Medical Claims: P.O. Box 8730, Dayton, OH 45401-8730 Coverage provided through the Health Insurance Marketplace

Additional/Replacement ID Cards


If you need additional ID cards or you lose your ID card, you may print it from your My CareSource account. You can also view a digital copy on the CareSource mobile app. You can request a replacement ID card through your My CareSource account, or by calling Member Services and telling our automated attendant that you need a replacement ID card.

Your CareSource Invoice

The payment you provide to CareSource for your health insurance coverage is called a premium. You will receive a monthly invoice from CareSource for the premium amount due for the upcoming month.

NEW: You can now opt to receive a notice via email or text that your invoice is ready to view on your My CareSource account instead of receiving a paper invoice in the mail. Go to your My CareSource account and click **Preferences** to update your email and text information.

Your monthly invoice will look something like this:



Rita White
123 Main St.
Your City, NC 12345-6789

INVOICE

MEMBER ID: 123456789101
INVOICE NO: 12345678
INVOICE DATE: 02/05/2023
DUE DATE: 02/25/2023

To pay online go to: MyCareSource.com
To pay by phone, call: 1-833-230-2099
To pay by mail, send payment in the enclosed envelope

DESCRIPTION	AMOUNT
CareSource Silver for Coverage Dates: 03/01/2023 through 03/31/2023	\$1,000.00
(-) Advance Premium Tax Credit (Subsidy)	-\$600.00
Current Premium	\$400.00
(+) Previous Balance	\$0.00
(+) Current Premium Due	\$400.00
(-) Payments Received	\$0.00
Total Due	\$400.00

AMOUNT PAID

If you have any questions concerning this invoice contact Member Services at 1-833-230-2099 (TTY FOR THE HEARING IMPAIRED: 711)

PLEASE RETURN BOTTOM PORTION WITH YOUR PAYMENT

Rita White
123 Main St.
Your City, NC 12345-6789

Member ID: 123456789101

INVOICE NO: 12345678
INVOICE DATE: 02/05/2023
DUE DATE: 02/25/2023
TOTAL DUE: \$400.00

* Please do not send cash.
* Make check/money order payable to **CareSource**.

AM-EXCM-0092B

How to Pay Your Premium

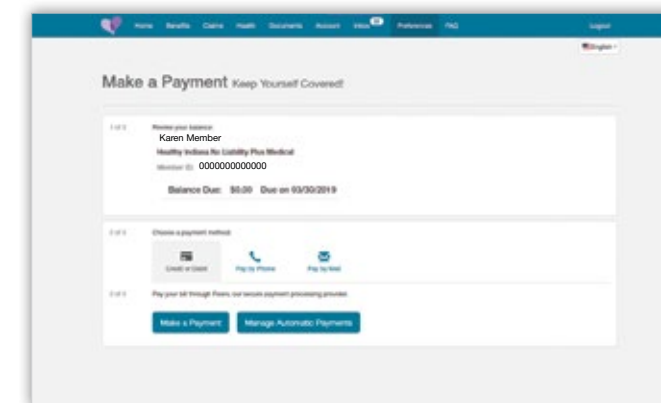
To pay your monthly premium to CareSource, you may:

Make an Express Payment online

- Go to www.caresource.com/MPPay and enter your member information to be taken directly to the payment screen.

Pay online through your My CareSource account

- Go to your My CareSource account and select **Pay Bill**. You can choose **Make a Payment** for a one-time payment or **Manage Automatic Payments** to set up automatic monthly payments. Either option will take you to our secure, online payment processing vendor. Enter the requested information to make your payment or set up your automatic payment.



Use Google Pay or Apple Pay

You can use your wallet on your mobile phone to pay your premium!

Pay by phone

- Call Member Services and tell our automated attendant that you would like to make a payment.
- Phone payments can be made through credit card, debit card or checking account.

Pay by mail

- Detach the bottom portion of your invoice and write in the amount of your check or money order.
- Include the bottom portion (remittance slip) of your invoice and your check or money order. Make sure that our address shows through the window of the envelope.
- Please include your member ID number on the memo portion of the check or money order.

Paying Your Premium On Time is Important

It is important to pay the total premium amount due by the due date! If we do not receive your premium payment by the due date on the invoice, then your account is considered past due, and your medical and pharmacy benefits are at risk.

If you receive an Advance Premium Tax Credit (APTC) to lower your payment:

Your grace period will be the three consecutive months after your missed premium payment. During this period we will:

- Continue to pay for covered services during the first month of the grace period;
- Hold on processing claims for covered services provided during the second and third months of the grace period. We may choose to pay these while reserving the right to recover any amounts paid during this period.
- Reject prescription drug claims during the second and third months of grace period.
- Notify network providers of the possibility for denied claims during the second and third months of the grace period.

Your grace period can come to an end in two ways:

1. You can pay the total premium amount due before the end of the grace period. We will then process all held claims. You should contact your pharmacy to reprocess prescription claims.
2. You can let the policy lapse and we will terminate your coverage back to the end of the first month of the grace period.

If you do not receive APTC, or you purchased your policy off the federal exchange:

Your grace period will be thirty-one (31) consecutive calendar days following the due date of your unpaid premium. During this period we will:

- Hold processing of claims for covered services provided during the grace period, or reserve the right to recover any amounts we may pay during this period;
- Reject prescription drug claims during the grace period;
- Notify network providers of the possibility for denied claims during the grace period.

Your grace period can come to an end in two ways.

1. You can pay the total premium amount due before the end of the grace period. We will then process all held claims. You should contact your pharmacy to reprocess any held prescription claims.
2. You can let the policy lapse and we will terminate your coverage back to the end of the last month paid.

For all members:

For more information on what will happen if you do not pay your premium payments on time, please refer to *Section 3: How the Plan Works* in your Evidence of Coverage.

Check your Payments and Balance

You can see when your last payment was posted by clicking **Account** at the top of your **MyCareSource.com** account screen. This will show your total amount due. Click the link on the right side of the screen that says **View Account Activity**, and you will be able to see each payment and when it was received. You can also view and print invoices or request a copy of an invoice.

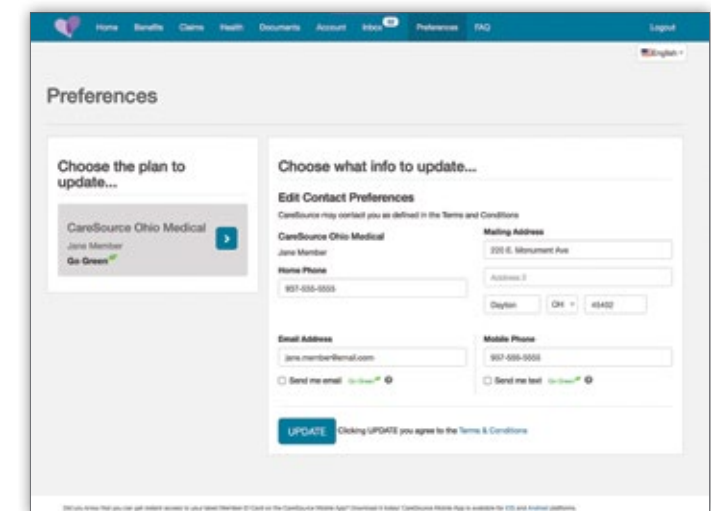
Communication from CareSource

In addition to your monthly invoice, CareSource may send you additional information to keep you up-to-date on your plan details and benefits.

Some of these communications may be about you or your family's specific health conditions, special programs offered to you, or care management opportunities. Some are just to keep you updated with the latest information about CareSource and your plan, like our quarterly newsletters.

Go Green! You can choose to receive many communications through your My CareSource account, or through text or email. When you choose email or text, we will send you a notice that a document is available in your My CareSource account. Please remember that even if you choose email and/or text notifications, you will still receive mail from us as required by law.

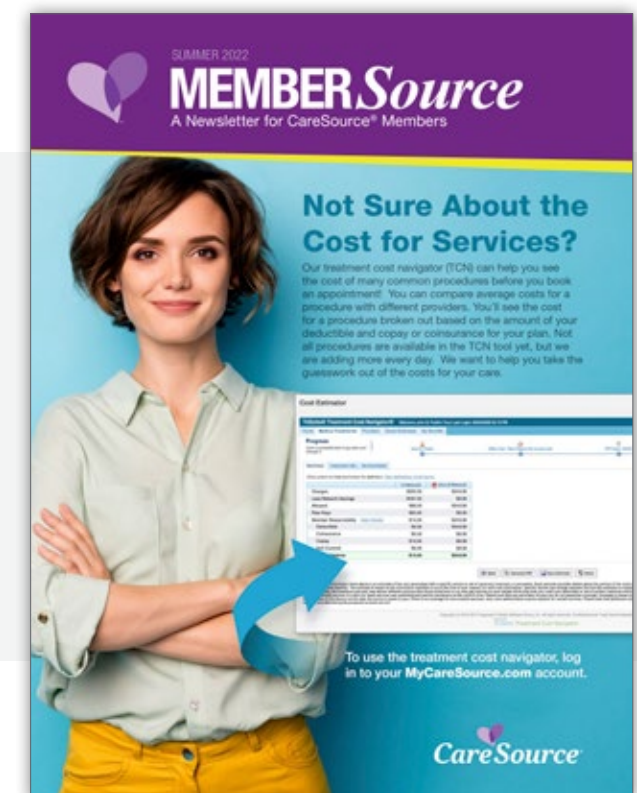
Be sure to tell us your preferred method of contact through your My CareSource account so you get information from us in the format you prefer.



Member Newsletters

Our MemberSource newsletter is sent out quarterly, and is also available online.

The newsletter helps you take the fullest advantage of your plan benefits. It gives useful health and wellness information and keeps you up to date with what's happening at CareSource. You can view the most current issue, as well as past issues, at **CareSource.com/marketplace**, under **Education**.



Explanation of Benefits


When you visit the doctor, or have other health care services, we will send you an Explanation of Benefits (EOB), or a notice by email or text that your EOB is available on your My CareSource account. The EOB is not a bill, it is a summary of the claim for services that your provider submitted and what CareSource paid to the provider. Your EOB will tell you:

- The member who got the service
- The provider who billed for the service
- The date the service was received
- A description of the service
- The amount CareSource paid for the service
- How much you owe or already paid for the service, if anything

If you do owe for a service, you will get a bill from the provider. We encourage you to save your EOB statements and pay only the amount listed as your responsibility. If you get a bill from a provider for more than the amount the EOB shows as your responsibility, or for services you did not receive, call your provider first to ensure that there has not been a billing error. If you cannot resolve the error with your provider, call Member Services at the number on the back of your ID card. Your EOBs are also posted in your My CareSource account, in the Documents tab.

It is important that you review your EOBs to be sure that you are being charged for the correct services and the correct amounts. Your review ensures that you are only being charged for services that you have received, and can help us and your provider prevent fraud.

A sample EOB is included below.



P O Box 8738
Dayton, OH 45401-8738

Statement Date: 03/06/2023

Page 1 of 9
Member ID: 12345678900
Health Plan: NC Marketplace
Payer ID: NCCSI

2D Code David Member
FPO 123 Main Street
Your City, NC 27618

Explanation of Benefits Statement
Statement Period 1/6/2023 to 2/13/2023
This is not a bill. Do not pay. This is to notify you that we processed your claim.

Summary of Medical Claim Details
Detailed claim information is located on the following page(s).

Medical claims within this statement report new medical claims that were processed within this statement period, or claims that were previously processed and have been adjusted within this statement period for Plan Year 1/1/2023 to 12/31/2023. You may receive additional EOBs for the same Statement Period pertaining to different plan years if claim activity occurred within the Statement Period.

Statement Period	Dollar Amount Paid	Description
\$XXXX.XX	Amount Billed	The amount your provider charged for services provided to you.
\$XXXX.XX	Plan Discounts	Your plan negotiates discounts with providers to save you money. This amount may also include services that you are not responsible to pay.
\$XXXX.XX	Your Plan Paid	The money your health benefit plan paid.
\$XXXX.XX	Total amount you owe the provider(s)	The portion of the Amount Billed that you may owe the provider(s). This amount does not reflect any payment you may have already made at the time you received care. For network providers, or prior-approved out-of-network providers, this amount may include your deductible, copay, coinsurance, and/or noncovered charges. This amount does not include any payments made to the subscriber. If a payment was made directly to the subscriber, then you/the subscriber are responsible for paying the physician, facility or other health care professional. When benefits are coordinated between CareSource and another Payer, this amount will include payments made to the subscriber. You should receive a bill from your provider for any amounts still owed.

Multi-EXC-M-1521062 Page 1 of 9
Questions about your plan or this statement? Call 1-833-230-2099 or visit [CareSource.com/Marketplace](#).
Urgent Medical Questions? Call our 24/7 Nurse Advice Line at 1-833-687-7355.

Sample EOB

Medical Claim Details

Below you will find details for each claim processed in this Statement Period. Note – Helpful Terms are defined following Claim Details. Also below is a list of Remark Codes to explain each claim denial reason.

David's Medical Claim Details

Provider: Gould's Discount Medical
Provider Type: In-Network Provider
Dates of Service: 1/16/2023 – 1/16/2023
Claim number: 2006204VZ100
Adjusted Claim Paid On: 3/6/2023
Patient Account number: 12345

Type of Service	Billed Charges	Plan Allowable	Discount Savings	CareSource Paid	Remark code(s)	Your Estimated Responsibility to Provider			The amount you owe
						Deduct.	Coinsurance	Copay	
Med Supplies	\$103.14	\$0.00	\$0.00	\$0.00	PXN X04	\$0.00	\$0.00	\$0.00	\$103.14
Med Supplies	\$13.74	\$0.00	\$0.00	\$0.00	PXN X04	\$0.00	\$0.00	\$0.00	\$13.74
Totals:	\$116.88	\$0.00	\$0.00	\$0.00		\$0.00	\$0.00	\$0.00	\$116.88

Marie's Medical Claim Details

Provider: Gould's Discount Medical
Provider Type: In-Network Provider
Dates of Service: 2/06/2023 – 2/06/2023
Claim number: 2006204VZ700
Adjusted Claim Paid On: 3/6/2023
Patient Account number: 12345

Type of Service	Billed Charges	Plan Allowable	Discount Savings	CareSource Paid	Remark code(s)	Your Estimated Responsibility to Provider			The amount you owe
						Deduct.	Coinsurance	Copay	
Physician Services	\$100.00	\$80.00	\$0.00	\$80.00		\$0.00	\$0.00	\$20.00	\$100.00
Physician Services	\$300.00	\$0.00	\$0.00	\$0.00	X04	\$0.00	\$0.00	\$300.00	\$300.00
Totals:	\$400.00	\$80.00	\$0.00	\$80.00		\$80.00	\$0.00	\$320.00	\$400.00

John Smith's Medical Claim Details

Provider: John Smith
Provider Type: In-Network Provider
Dates of Service: 2/10/2023 – 2/11/2023
Claim number: 2006204VW200
Adjusted Claim Paid On: 3/6/2023
Patient Account number: 4555

Type of Service	Billed Charges	Plan Allowable	Discount Savings	CareSource Paid	Remark code(s)	Your Estimated Responsibility to Provider			The amount you owe
						Deduct.	Coinsurance	Copay	
Physician Services	\$100.00	\$0.00	\$0.00	\$0.00	X04	\$0.00	\$0.00	\$100.00	\$100.00
Physician Services	\$200.00	\$150.00	\$50.00	\$50.00	PDC	\$0.00	\$0.00	\$150.00	\$100.00

Multi-EXC-M-1521062 Page 2 of 9
Questions about your plan or this statement? Call 1-833-230-2099 or visit [CareSource.com/Marketplace](#).
Urgent Medical Questions? Call our 24/7 Nurse Advice Line at 1-833-687-7355.

Totals:	\$300.00	\$150.00	\$50.00	\$50.00		\$0.00	\$0.00	\$100.00	\$200.00
----------------	----------	----------	---------	---------	--	--------	--------	----------	----------

Marie's Medical Claim Details

Provider: Gould's Discount Medical
Provider Type: In-Network Provider
Dates of Service: 2/01/2023 – 2/03/2023
Claim number: 2006204VZ800
Adjusted Claim Paid On: 3/6/2023
Patient Account number: 12345

Type of Service	Billed Charges	Plan Allowable	Discount Savings	CareSource Paid	Remark code(s)	Your Estimated Responsibility to Provider			The amount you owe
						Deduct.	Coinsurance	Copay	
Physician Visit	\$80.00	\$60.00	\$20.00	\$40.00	PXN	\$0.00	\$0.00	\$20.00	\$20.00
Injection	\$15.00	\$10.00	\$5.00	\$10.00	PXN	\$0.00	\$0.00	\$0.00	\$0.00
Totals:	\$95.00	\$70.00	\$25.00	\$50.00		\$0.00	\$0.00	\$20.00	\$20.00

What the Remark Codes Mean:
Code Description
PXN Your network provider has agreed to the plan discount
X04 Services performed require an authorization; claim disallowed
PDC Your network provider has agreed to the plan discount

Marie's Hearing Claim Details

Provider: Hearing Provider
Provider Type: In-Network Provider
Dates of Service: 2/01/2023 – 2/03/2023
Claim number: 2006204VZ900
Adjusted Claim Paid On: 3/6/2023
Patient Account number: 12345

Type of Service	Billed Charges	Plan Allowable	Discount Savings	CareSource Paid	Remark code(s)	Your Estimated Responsibility to Provider			The amount you owe
						Deduct.	Coinsurance	Copay	
Physician Visit	\$80.00	\$60.00	\$20.00	\$40.00	PXN	\$0.00	\$0.00	\$20.00	\$20.00
Totals:	\$80.00	\$70.00	\$25.00	\$50.00		\$0.00	\$0.00	\$20.00	\$20.00

Hearing benefit claims included on this statement show claims processed and total costs covered by CareSource for this statement period. Adjusted claims may be shown on this statement, and may show an amount that is different than what was listed on a previous statement, prior to the adjustment. The cost of the benefit displayed is the negotiated rate for the provider at the time of purchase, and does not take into account other reimbursements.

Marie's Prescription Claim Details

Fill Date	Prescription	Prescription cost	CareSource Paid	Copay/Coinsurance	Deductible	Other	The amount you owe
2/11/2023	Ref:000006714194	\$4.00	\$0.00	\$0.00	\$4.00	\$0.00	\$4.00
Totals		\$4.00	\$0.00	\$0.00	\$4.00	\$0.00	\$4.00

Prescription claims included on this statement show prescription claims and total costs covered by CareSource for this statement period.

Multi-EXC-M-1521062 Page 3 of 9
Questions about your plan or this statement? Call 1-833-230-2099 or visit [CareSource.com/Marketplace](#).
Urgent Medical Questions? Call our 24/7 Nurse Advice Line at 1-833-687-7355.

Account Summary

period. Adjusted claims may be shown on this statement, and may show an amount that is different from what was listed on a previous statement. The cost of the prescription displayed is the negotiated rate for the pharmacy at the time of purchase, and does not take into account other reimbursements. Negotiated rates on prescription drugs may vary by pharmacy, quantity, strength and/or dosage of the drug.

Payment overview for David:

Deductible		Out-Of-Pocket Limit	
15% met	0%	10% met	0%
15% In-Network	0% Out-Of-Network	10% In-Network	0% Out-Of-Network
\$3,825 left to meet this deductible	\$9,000 left to meet this limit		
Applied To-Date: \$675	Applied To-Date: \$1,000		
Plan's Deductible: \$4,500	Plan's Limit: \$10,000		

Payment overview for Marie:

Deductible		Out-Of-Pocket Limit	
10% met	0%	5% met	0%
10% In-Network	0% Out-Of-Network	5% In-Network	0% Out-Of-Network
\$4,000 left to meet this deductible	\$9,500 left to meet this limit		
Applied To-Date: \$500	Applied To-Date: \$500		
Plan's Deductible: \$4,500	Plan's Limit: \$10,000		

Summary of Deductible and Out of Pocket

FAMILY	Annual Limit	Applied to Date				Remaining Balance
		In Network Medical	Out of Network Medical	Prescriptions	Hearing	
Deductible	\$0,000	\$B4			\$B4	\$8,916
Out of Pocket	\$20,000	\$204			\$204	\$19,796

Additional costs represent accumulated costs toward your deductible and out-of-pocket expenses. You will receive separate EOBs with claim details.
Non-Covered services represent the items or partial amounts that are not covered by your plan, including amounts from an out-of-network provider, which you may be responsible for paying.

Multi-EXC-M-1521062 Page 4 of 9
Questions about your plan or this statement? Call 1-833-230-2099 or visit [CareSource.com/Marketplace](#).
Urgent Medical Questions? Call our 24/7 Nurse Advice Line at 1-833-687-7355.

Annual Family Summary of Medical Expenses

Plan Year: 2023

Statement Summary of Family Medical Out-of-Pocket/Your Share Expenses, includes non-covered services.

Individual	Deductible	Copay	Coinsurance	Non-Covered Services	The Total Amount You Owe
David	\$80.00	\$100.00	\$0.00	\$536.88	\$716.88
Marie	\$4.00	\$20.00	\$0.00	\$0.00	\$24.00

Additional costs represent accumulated costs toward your deductible and out-of-pocket expenses. You will receive separate EOBs with claim details.
Non-Covered Services represent the items or partial amounts that are not covered by your plan, including amounts from an out-of-network provider, which you may be responsible for paying.
Your claim totals may differ from the detail above because the claim totals reported are for this statement period only.

HELPFUL TERMS

NOTE: We provide these definitions to help you understand important terms. Refer to your Evidence of Coverage and Schedule of Benefits for full details. In the event of any inconsistency between these definitions, the Evidence of Coverage and Schedule of Benefits shall govern.

Allowed Amount: The reduced rate CareSource negotiated with in-network providers for covered services. This is one of the reasons in-network care saves you money. For example, a doctor may charge \$150 for a visit – but CareSource negotiated an allowed amount of \$100. Thus, you save \$50 as a plan member.

Appeal: A request that your health insurer review a decision that denies a benefit or payment (either in whole or in part).

Balance Billing: A bill for the difference between the provider's charge and the plan's allowed amount.

Billed Charges: The amount your provider billed CareSource for the services you received.

CareSource Paid: The amount CareSource paid for services you received. Please note that this amount may be \$0 if you receive services that go towards your deductible and your deductible has not been met or if your copay is equal to or more than the allowed amount. As a CareSource member, you receive discounts by using providers that are in-network.

Coinsurance: The percentage of a health care bill that you pay for certain covered services. When services have a coinsurance amount, you pay the Provider that amount, usually at the time of service.

Copayment: A fixed dollar amount that you pay for certain covered services, usually at the time of service. This amount, also called a copay, is a portion of the full billed amount.

Covered Services: Refer to your Evidence of Coverage for details on which health care services are covered by your plan.

Deductible: The amount you pay for covered services before the health plan starts to pay. Some benefits, such as preventive health services, are covered by the plan regardless of deductible. Please refer to your Evidence of Coverage and Schedule of Benefits for more detailed information.

Discount Savings: The total amount you saved from in-network discounts and plan payments.

Multi-EXC-M-1521062 Page 5 of 9
Questions about your plan or this statement? Call 1-833-230-2099 or visit [CareSource.com/Marketplace](#).
Urgent Medical Questions? Call our 24/7 Nurse Advice Line at 1-833-687-7355.



UNDERSTANDING YOUR COSTS

Understanding cost for care doesn't have to be hard. We are here to help you whenever you have questions. We've changed a few things in your handbook and on the website this year to help you better understand your out-of-pocket costs for care. Below is a brief explanation some terms used when talking about your costs, and some of the ways you can get the information you need about your cost of care. These terms are explained in detail in the Glossary section of this handbook.

The first thing to understand is that a covered service or benefit is not generally free to you. There are costs associated with most care, unless it is certain preventive care types (see the Your Benefits section of this handbook for preventive care information). Understanding the costs associated with your care is what this section aims to help with.

Cost Shares

These are the amounts that are assigned to different services, and dictate how you and CareSource share the cost of your care. Cost shares are calculated as either a copay or coinsurance, depending on your plan and the service you receive.

Within your plan, your costs can vary based on where you get care, as well as the type of provider you use. Some preventive care services are provided to you at no charge. That means that CareSource pays the full cost of these services.

Billed Amount

This is the amount that your provider charges for services. CareSource negotiates rates with our network of providers to keep costs low and ensure that you get high quality care and respect for your rights as a member. If you use an out of network provider, it can result in services not being covered or higher costs for both you and us, because we don't have a contract with them.

Accumulated Amounts


Certain services are charged against your deductible before we contribute, and the majority of services accumulate toward your deductible and Maximum Out-of-pocket (MOOP) expenses. As you satisfy your deductible and MOOP, your cost for services may change, generally going down. The amounts you accumulate toward your deductible and MOOP reflect your out-of-pocket costs.

Cost Example:


Below is an illustration of how your costs are figured. It shows a typical emergency room visit.

Example


Bob goes to the ER



ER Costs




\$5,000
facility charges




\$3,000
professional charges

CareSource Coverage



\$6,500
deductible



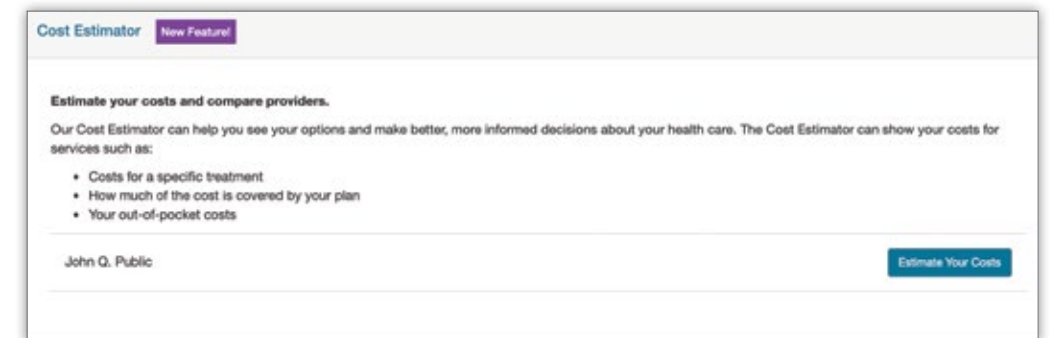
\$250
copay after deductible
for Emergency Room care

Bob pays \$6,750 (facility and part of professional charges satisfy deductible, \$250 copay on remaining charges.) **If Bob has met his deductible, he would pay \$250 for the ER copay.**

Cost Estimator Tool

Now you can get an estimate for the cost of many procedures and services **BEFORE** you receive them! Get your out of pocket costs and even shop for a facility or provider for the service. CareSource is pleased to give you more control and information about your costs using the new Treatment Cost Navigator.

To get started, log in to your My CareSource account, and click the **Benefits** tab. Follow the prompts for the Cost Estimator.



Follow the prompts to select the member and get started with the Treatment Cost Navigator. Enter the type of treatment or service needed and your location. If available, you can compare in-network providers for location and cost. You will see estimates for the cost of the service or procedure, how much your plan will pay, and what your out of pocket costs may be. If a prior authorization is needed, it will be highlighted at the top of the screen, as shown in the example below.

	In-Network	Out-of-Network
Charges	\$255.00	\$243.00
Less Network Savings	\$187.00	\$0.00
Allowed	\$68.00	\$243.00
Plan Pays	\$53.00	\$0.00
Member Responsibility	\$15.00	\$243.00
Deductible	\$0.00	\$243.00
Coinsurance	\$0.00	\$0.00
Copay	\$15.00	\$0.00
Not Covered	\$0.00	\$0.00
Member Balance	\$15.00	\$243.00

If you need help or more information, please call Member Services.



Tips to Lower Your Cost For Care

We want you to get the most out of your health care coverage. Here are a few easy ways to get the best use of your health care dollars:

Call the CareSource24® Nurse Advice Line to ensure you are going to the right place for care, such as seeing your PCP instead of going to the emergency room (ER). Not only are your plan's cost shares higher in the ER, but the amount billed by the provider will also be higher. Get more information about CareSource24 in the next section, *Where and How to Get Care*.

Use Our Zero Cost Telehealth Provider

Teladoc® is our 24-hour, 7 day a week telehealth provider. You can speak with a provider and have a prescription called-in to a local pharmacy when needed any time. It is fast and easy to use when your can't reach your PCP, don't want to wait, but don't need the hospital emergency room. You can learn more about Teladoc and our Zero Cost Telehealth Provider program in the next section, *Where and How to Get Care*.

Make sure you are using network providers. Use the **Find A Doctor** tool to locate a provider near you. Go to **FindADoctor.CareSource.com**. Your costs will always be lower when using in-network providers and facilities.



Consider visiting a Convenience Care Clinic.

It is the same cost as a PCP visit and usually offers same day appointments.



See your PCP more often and take advantage of free preventive care.

Seeing your doctor regularly can help you better manage health issues, which can reduce your overall cost. Much like maintenance on a car, it will cost more if your brakes go out and you crash instead of getting them checked and serviced routinely. Visiting your doctor also allows you to plan for medical procedures.

Shop around for specialty services. Many of us cut coupons, shop for deals, and wait for sales. Applying those skills to your health care can go a long way toward saving you money. When you have the opportunity to plan ahead for your health care needs, you can shop to find the best provider at the best price for you. Before you receive a service, many providers can give you an idea of their cost and what you would pay.






Ask your provider to prescribe the most cost effective drug for your condition. We realize many factors go into a providers decision to prescribe a medication. We do not recommend considering only cost, but there are often more than a few choices of medications for a particular condition. Ask your doctor if the medication being prescribed to you is on the CareSource formulary, or if there is a comparable drug that may work as well for your situation that might save you money. Speak candidly with your provider and you could have significant savings. Only you and your provider can decide what is right for you.

WHERE AND HOW TO GET CARE

Where to Get Care

You have options for care.

If you aren't sure where to go, call the CareSource24® Nurse Advice Line. Nurses are available to speak with you 24/7/365. The number is on the back of this newsletter, and on your CareSource member ID card.

	Primary Care Provider (PCP)	Usually open during regular business hours. Appointment needed. For routine care, common illnesses and advice. May also offer telehealth. Contact your PCP's office to find out. Visit your doctor the most often!
	Teladoc®	Convenient access to a doctor by phone or computer, from wherever you are. Your PCP may offer telehealth. Contact their office to find out. If your PCP is not available, call Teladoc at 1-800-TELADOC (835-2362) or visit teladoc.com/CareSource .
	Convenience Care Clinics	Usually open seven days a week with evening and weekend hours. When your PCP is not available. Inside many local drug and grocery stores. Use for common illnesses such as coughs, sinusitis, colds, sore throats, and immunizations.
	Urgent Care	Usually open seven days a week with evening and weekend hours. When your PCP is not available. Your condition or injury can't wait. For common illnesses, x-rays, deep cuts, etc.
	Hospital Emergency Room	Open 24 Hours a day, 365 days a year. When you are very sick or need immediate help. For life-threatening situations such as chest pain or a head injury.



Primary Care Provider

Your main source of care should be your Primary Care Provider (PCP), also known as a doctor, a primary care physician, a physician, a health care provider, or just provider. Your PCP will be your main source for routine and preventive care. Your PCP will get to know you, and can coordinate any additional or extra care you may need, such as testing, or physician specialist referrals. Your PCP should be familiar with your CareSource plan and what is covered, but it is always a good idea to check with your doctor or with CareSource to ensure a test, specialist or treatment is covered.







Going to the same PCP each time you need care will help your PCP get to know you and your needs. The more familiar your PCP is with you and your medical history, the better your PCP will be able to treat you. You can see any in-network PCP or provider that you like.

Telling us your PCP in your My CareSource account or the CareSource mobile app will help ensure that we are applying the right cost share amount to your claims. It will also allow us to communicate more effectively with your PCP about your care and important health alerts. You do not have to notify us if you change your PCP, and you can change as often as you like. If you want to change the PCP you have on record with us, it is easiest to change it through your My CareSource account.

To locate a PCP, specialist or other in-network provider, use our **Find A Doctor** tool available through CareSource.com/marketplace or on the CareSource mobile app. You may also call Member Services and they will help you locate a provider.

Why Do I Need to Primary Care Doctor?

Having a good relationship with a primary care doctor has lots of benefits for helping you live a longer healthier life.

 Better preventive care to help you stay on top of your health.	 Higher level of comfort - it is easier to talk with a doctor you are familiar with.	 Your health history record will be kept in one place.
 Lower overall health care costs.	 Routine screenings can find problems earlier.	 Fewer visits to the emergency room.

CareSource24 Nurse Advice Line

Our CareSource24 Nurse Advice Line is available 24 hours a day, 365 days a year. If you are injured or sick, call the CareSource24 number on the back of your ID card. A Registered Nurse will ask you questions and advise you: if care is needed, what kind of care, when it is needed and who should provide it.* If the nurse refers you to Teladoc for a telehealth visit, you can be connected without making another phone call. CareSource24 services are available at no cost to you.

When you call CareSource24, a nurse can help you*:

- Discuss care for an injury or illness
- Decide when to visit a health care provider, urgent care, or emergency room
- Understand a health condition
- Make a list of questions before visiting a health care provider
- Learn about medication side effects, generic substitutes, and drug-to-drug interactions
- Find a provider right for your situation

Call CareSource24 at 1-833-687-7355

* CareSource24 Registered Nurses cannot diagnose or treat conditions. They can provide care advice and answer your health related questions. In the case of a true medical emergency, always call 911 first.



Telehealth

You can access health care virtually with telehealth. Telehealth can be a significant value to you by potentially increasing the speed of scheduling a visit and being seen, reducing time off work, reducing exposure to other patients, and more. While not all services are right for telehealth, many are, and more providers are supporting them than ever before.



Your PCP or other local provider may offer telehealth visits. Many reasons for a PCP visit can be taken care of over the phone or computer, such as medication check-ins, rashes, allergies, sinus issues, and more. Check with your provider to see if telehealth visits are offered, and get the details of how to schedule and have a virtual visit or a visit over the phone.

New Zero Cost Telehealth Partners

If your provider doesn't offer telehealth, or you need to have an appointment after hours or on the weekend, you can use our Zero Cost


Telehealth Partner program through Teladoc. You can speak with a doctor anytime using your phone or computer. Teladoc is not meant to replace your primary care provider, but to be used with the care you get from your PCP. If you need to see a provider soon, but can't get an appointment quickly, or if your need is urgent but not an emergency, consider Teladoc.

Getting care is easy. With one phone call, you can consult with a board certified physician, receive advice, and if necessary, have a prescription called in to a local pharmacy. Teladoc is available 24 hours a day, 7 days a week.

1. 1-800-TELADOC (835-2362)
2. Go online to [Teladoc.com/CareSource](https://www.teladoc.com/CareSource)
3. Use the CareSource app for one-touch access

If it is your first visit, you will need to register using information on your CareSource ID card. Then enter the reason for your call. A doctor will call you back for your consultation, normally within 30 minutes.


Teladoc also provides counseling services for mental health or substance use disorder. Hours are 7 a.m. to 9 p.m., Eastern Time, seven days a week. Teladoc therapists can help with anxiety, depression, stress, relationship issues and more. Follow the registration guide above to make an appointment.



Convenience Care Clinics

Convenience care clinics offer an easy option when you need care for minor injuries or illness. CareSource members can visit clinics located inside select drug and grocery stores for care. Most clinics are open into the evening and on weekends, and most take walk-ins. You can visit convenience care clinics for the same cost as a PCP visit copay. You can find convenience care clinics by using our **Find A Doctor** tool on **CareSource.com** or using the CareSource

mobile app. Look under "Clinic" for Type and then under "Urgent Care/After Hours" for the Specialty to find convenience care clinics near you. You can also call Member Services if you do not have internet access or need assistance finding a clinic near you. If you aren't sure if a convenience care clinic is right for your situation, please call CareSource24 for guidance.



Urgent Care Clinics

Urgent care clinics are for situations that require prompt attention, when you cannot get in to see your Primary Care Physician (PCP) quickly enough. Consider going to an urgent care clinic when you require a higher level of care than your PCP or local convenience care clinic can provide. If you aren't sure where to go for care, call our 24 hour Nurse Advice Line, CareSource24. The number is on the back of your ID card.

To find the nearest urgent care clinic, use our **Find a Doctor** online tool and look under "Clinic" for *Type*, then select Urgent Care/After Hours for the Specialty. You can also call our Member Services department, or CareSource24 and they can help you find an urgent care clinic near you. You can also call an urgent care clinic near you directly and ask them if they accept CareSource Marketplace plans.

Hospital Emergency Room



A hospital emergency room visit is only for true emergencies. They are typically the most expensive course of action for you. If your issue is not a true emergency, you may have to wait a long time to get treated, and your claim may not be covered. Use our **Find A Doctor** online tool or Provider Directory to locate nearby Emergency Rooms and Hospitals ahead of time so you know which ones are in-network when you need one.

Some examples of when emergency services are needed include:

- Drug overdose
- Major burns
- Psychosis
- Severe chest pain
- Seizures/convulsions
- Uncontrolled bleeding
- Loss of consciousness
- Miscarriage/pregnancy with vaginal bleeding
- Rape
- Severe vomiting
- Shortness of breath

You do not have to contact CareSource for an OK before you get emergency services.

If you have an emergency, call 911 or go to the nearest emergency room (ER) or other appropriate setting. If you are not sure whether you need to go to the emergency room, call your PCP or the CareSource24 Nurse Advice Line. Either can talk to you about your medical problem and give you advice for your best options.

Remember, if you need emergency services:

- Go to the nearest hospital emergency room or other appropriate setting. Be sure to tell them that you are a CareSource member and show your ID card.
- If the provider treating you for an emergency takes care of your emergency but thinks you need other medical care to treat the problem that caused your emergency, then you or the provider must call CareSource.

- If you are able, call your PCP as soon as you can to let him or her know that you had a medical emergency, or have someone call for you. Call your PCP as soon as you can after the emergency to schedule any follow-up services you may need.
- If the hospital has you stay (admits you to a room in the hospital), please make sure that CareSource is called within 24 hours.

Use Network Providers

Generally, you must receive care from a CareSource network provider. A network provider is a doctor, pharmacy, hospital, clinic or other health care provider contracted with CareSource to provide health care services to our members.

You can find network providers listed through our mobile app, on our **Find a Doctor** tool at **CareSource.com/marketplace** or you can request a printed Provider Directory for a listing of providers near you. You may also call Member Services and a representative will help find a network provider near you.

In order to have your health care services covered by CareSource, you must get them from a network provider with a few notable exceptions:

- You get emergency health services from a non-network provider;
- You receive emergency or urgent care while you are temporarily outside the service area;
- There is a specific situation involving the continuity of your health care;
- You get health care services from a non-network provider (such as an anesthesiologist or radiologist) while you are in a hospital or other facility that is a network provider; or
- The services you need are covered services under the plan and not available from a network provider or facility. In this case, you, your PCP or other network provider must get our prior authorization.

If you receive emergency care from a non-network provider you will not be responsible for paying any more than you would have if you received care from a network provider.

These exceptions are related to the new “No Surprises” Act. You can read the full notice of your rights and protections under this act in the Appendix of this handbook, called “Your Rights and Protections Against Surprise Medical Bills” on page 72-73.

Please be sure to refer to *Section 3: How the Plan Works* of your Evidence of Coverage for details and exceptions to using a network provider.

Finding a Doctor

Use our **Find A Doctor** online tool to search for primary care and specialists of all types. You can search for in-network providers by specialty, within a certain area, by gender, by accessibility, and languages spoken. The **Find A Doctor** tool and our provider directory also list network providers by specialty, as well as hospitals, clinics and outpatient facilities.

You can get a provider’s name, address, telephone number, specialty, qualifications, medical school attended, residency completion, board certification status and more.

A fixed link to the **Find A Doctor** tool is located on the top right of the **CareSource.com** website, or you can type **findadoctor.caresource.com** to go directly to the tool. You will need to select the Marketplace plan in your state to see providers that are in-network for you.

Visits to dentists, optometrists, behavioral health counselors, like visits to other specialists, do not require a referral. However, you may want to work with your primary care provider (PCP) in coordinating your care.

If you would like a printed provider directory, please contact Member Services.

Current Treatment Plans and Continuity of Care

If you enroll in a CareSource plan and already have treatment or care planned, and the provider is not in our network, please contact us before you get that service. CareSource will be able to confirm if you qualify for a “Continuity of Care” exception to see an out of network provider. Note that these exceptions are limited to specific situations and will only be approved for certain timeframes. Except for emergencies, services you get from out of network providers without prior approval will not be covered. See the prior authorization explanation in the Benefits section of this handbook for more information about getting approval from us.

If you are receiving treatment and your provider is dropped from the CareSource network, you can continue your care with an authorization from us.

These situations are also covered under the No Surprises Act. You can read more about your rights under the Act in the appendix of this handbook called “Your Rights and Protections Against Surprise Medical Bills” on page 72-73.

When you are Outside of our Service Area

You may get sick or hurt while traveling outside of our service area. Our service area is generally considered certain counties within the state where you purchased your policy. You can see the service area for each state online at **CareSource.com**. Select **Plans** from the main menu at the top of the page, then **Marketplace** and then your state.

If you have an emergency or need attention while outside our service area, and you are within the United States, you can get medically necessary covered services for urgent or emergency care from a provider that is not in our network.

If time allows, we encourage you to call your PCP or CareSource24 for guidance before seeking emergency care, but this is not required. Get urgent care from the nearest and most appropriate health care provider. Urgent and emergency care is covered both in and out of our service area.

If you receive urgent or emergency care from a provider who is not a network provider, they will most likely submit a claim to us using the information on your ID card. However, you may need to submit any bills you receive to CareSource, along with a claim form. We have included a claim form in the Appendix of this handbook. You can also get a member claim form online at **CareSource.com/marketplace**, on the **Forms** page under **Tools and Resources**, or by calling Member Services.

As a reminder, you can use our Zero Cost Telehealth Provider, Teladoc. Teladoc is available 24 hours a day, 7 days a week, and all you need is a telephone or computer to get care. Telehealth is great for non-emergency situations where you don’t need to go to the emergency room, but you need care soon. Learn more about Teladoc and how to use their service in the *Where to Get Care* section of this handbook.



YOUR BENEFITS

Covered Benefits At A Glance

Get the most out of your CareSource plan by understanding what benefits are available. This is an overview of your benefits as a CareSource member. Put them to work for you! You can learn more about how to use these benefits in this handbook, at [CareSource.com/marketplace](https://www.caresource.com/marketplace), or by calling Member Services.

If an item on this list has an asterisk (*) after it, it means that a prior authorization may be needed before you can use this benefit. Your provider will work with CareSource to request this. You can learn more about prior authorizations later in this section of the handbook, in your Evidence of Coverage, or by calling Member Services. You can access the Prior Authorization List on [CareSource.com/marketplace](https://www.caresource.com/marketplace), on the **Quick Links** menu.

Health Care Visits

- Birthing Centers
- Community Behavioral Health Centers (CBHCs)
- Convenience Care Clinics inside of stores like CVS®, Kroger® and Walmart®
- Emergency Room (ER)
- Federally Qualified Health Center (FQHC) and Rural Health Clinic (RHC)
- Hospital (Inpatient* and Outpatient)
- Telehealth - virtual doctor visits over the phone or online including Teladoc®
- Primary Care Providers (PCP) like Doctors, OB/GYNs, Physician Assistants and Nurse Practitioners
- Skilled Nursing Facility* (SNF)
- Specialists (e.g., Podiatrist, Neurologist and Oncologist.)
- Urgent Care Center

Preventive and Early Detection Care/Screenings

- Annual Well Visit (Physical Exam)
- Autism Spectrum Disorder Screening
- Blood Pressure Screening (Adults)
- Breast Cancer Screening (Mammogram)
- Cervical and Vaginal Cancer Screening (Pap smear)
- Cholesterol Screening (Adults)
- Colorectal Cancer Screening
- Developmental Screening (Under age three)
- Diabetes Screening
- Disease Screening and Treatments (e.g., Hepatitis, HIV and STI/STD.)
- Domestic/Interpersonal Violence Screening
- Glaucoma Screening
- Immunizations (e.g., Flu, Pertussis and Hep B shots.)
- Lung Cancer Screening
- Ovarian Cancer Screening
- Sports Physicals

Health Condition Management

Chemotherapy and Radiation*
 Diabetes Education
 Diabetes Screening
 Diabetic Services and Supplies
 Dialysis Treatment
 Kidney Disease Services and Supplies
 Pulmonary (Lung) Rehabilitation Services*

Diagnostics

Blood Work/Lab Testing*
 Scans (e.g., CT, MRI and PET*)
 X-Rays

Heart

Abdominal Aortic Aneurysm Screening
 Cardiac (Heart) Rehabilitation Services*
 Electrocardiogram* (ECG/EKG)
 Heart Disease Risk Reduction Visit (Therapy for Heart Disease)
 Heart Disease Testing

Mental Health (Behavioral Health)

All Inpatient Services*
 Applied Behavioral Analysis
 Bereavement Services
 Electroconvulsive Therapy (ECT)
 Family Psychotherapy*
 Group Therapy
 Individual Psychotherapy*
 Intensive Outpatient Program (IOP) Services*
 Medication Assisted Treatment (MAT)
 Partial Hospitalization Program (PHP) Services*
 Pharmacological Management

Psychiatric Diagnostic Evaluation
 Psychiatric Residential Treatment* (PRT)
 Psychological Testing
 Substance Use Disorder (SUD) Residential*
 Transcranial Magnetic Stimulation* (TMS)

Dental

(All pediatric members and adults with Dental, Vision and Fitness plans)

Accidental Dental Services
 Dental Exams and Cleanings
 Dental X-Rays*
 Dentures*
 Fluoride Treatments (Pediatric Only)
 Medically Necessary Orthodontics (Pediatric Only)
 *
 Surgeries and Procedures* (Extractions, Restorations, etc.)

Transportation Services

Emergency* (Ambulance, Air Flights, etc.)
 Non-Emergency Transfers* (Non-Network to Network Facility, Hospital to Skilled Nursing Facility, etc.)

Pharmacy and Medications

Brand, Generic and Specialty* Drugs (Multiple Tiers)
 Mail Order Drugs

Family Planning and Maternity Services

Birth Control and Contraceptive Supplies*
 Breastfeeding Support, Supplies and Counseling
 Breast Pumps
 Folic Acid Supplements
 Infertility Services (Diagnosis and Treatment)
 Lactation Classes

Maternal Depression Screening
 Newborn Screenings (Sickle Cell, PKU, etc.)
 Parent Education
 Prenatal and Postpartum Doctor and Home Visits
 STD/STI Screenings and Treatment Sterilization*

Home Health Care*

Durable Medical Equipment (DME – See Medical Supplies)
 Home Infusion Therapy*
 Home Nursing Services* (e.g., Skilled Nursing and Private Duty)
 Physical, Occupational and Speech Therapy*

Vision/Eye Care

(All pediatric members and adults with Dental, Vision and Fitness plans)
 Eye Exams (one comprehensive exam per year)
 Glasses or Contacts (one per year; selection criteria applies)
 Low Vision Aids (one per year)
 Low Vision Evaluation (under 18 years and every five years)
 Replacement Glasses or Contacts (one per year for damage only)

Other Care

Allergy Testing and Treatment
 Bone Mass Measurements
 Chiropractic Services*
 Hearing Exam
 Hearing Aids (discount program)
 Hospice Care*
 Inhalation Therapy* (Asthma, Breathing, etc.)
 Medical Nutrition Therapy*
 Nutritional Counseling

Obesity/BMI Screening and Dietary Counseling
 Occupational Therapy*
 Pain Management*
 Physical Therapy*
 Podiatry (Foot) Services
 Speech Therapy*
 Surgeries* (General, Reconstructive, etc.)
 TMJ Services* (Jaw pain or problems with jaw movement)
 Transplant Services*

Medical Supplies

Cochlear Implants*
 Diabetic Supplies (Lancets, Test Strips and Monitors)
 Durable Medical Equipment (DME) and Related Supplies* (e.g., Oxygen Tank, Wheelchair/Walkers and Wound Care.)
 Nutritional Supplies*
 Prosthetic Devices and Related Supplies*

Additional Programs, Services, and Rewards

Active&Fit® Program (Adults with Dental, Vision and Fitness plans)
 Care Management
 CareSource Mobile App
 CareSource24® 24-Hour Nurse Advice Line
 Disease Management
 Fifth Third Express Banking®
 Health and Wellness Education
 Medication Therapy Management
 MyHealth Online Tool
 MyHealth Rewards
 myStrengthSM Online Mental Health Tool

**Prior authorization may be required.
 † Available only for certain Marketplace plans.*

Talk to your provider for more details on when a prior authorization is required. You can also review our prior authorization list at [CareSource.com/marketplace](https://www.caresource.com/marketplace) in the **Quick Links** menu.

Please refer to your Evidence of Coverage (EOC) for more details and any limits that may apply.

Benefit Limitations

Several covered services have benefit limits. This is usually stated in terms of visits or days. These limits can be found in your Schedule of Benefits and your Evidence of Coverage plan documents. Once these limits are exhausted, additional use of that service would not be covered for the remainder of the plan year, and you will be responsible for the full cost of the service.





Preventive Care

Preventive care means making regular visits to your Primary Care Provider (PCP), even when you do not feel sick. Routine checkups, tests and screenings can help your doctor find and treat problems early before they become serious.

Certain preventive care services received from in-network providers are covered at no cost to you. These include screening mammograms, pap tests, vision and hearing screenings, as well as behavioral health screenings, like a depression screening. The list shown on the following page will give you an idea of the care you may receive at no cost, if your PCP recommends it and it is recommended as a preventive care service by the Centers for Medicare and Medicaid Services (CMS).

Visit your PCP at least once a year to discuss what preventive screenings and tests are right for you. To learn more about the preventive care that is covered under your Marketplace plan, visit the Marketplace website at www.healthcare.gov/coverage/preventive-care-benefits/.

Are You Getting Your Preventive Care?

 <p>Screening and Counseling</p>	<p>Everyone 18+</p> <ul style="list-style-type: none"> Blood pressure check Weight screening and counseling Depression screening and counseling Alcohol use screening and counseling Tobacco use screening and programs to quit smoking Diet counseling (If at a higher risk for chronic disease) <p>Age 45+</p> <ul style="list-style-type: none"> Sexually transmitted infection (STI) prevention counseling Colorectal cancer screening (to age 75) <p>Age 55+</p> <ul style="list-style-type: none"> Lung cancer screening for smokers or those who quit in the past 15 years (to age 80)
 <p>Vaccines</p>	<p>Everyone 18+</p> <ul style="list-style-type: none"> Flu shot HPV vaccine (women to age 26, men 22 to 26 if at high risk)* Td/Tdap (tetanus) vaccine and boosters Chickenpox vaccine (if not immune)* MMR vaccine (if born after 1957)* Hepatitis A vaccine (if at higher risk) Hepatitis B vaccine (if at higher risk) Meningococcal vaccine (if at high risk) <p>Age 60+</p> <ul style="list-style-type: none"> Shingles vaccine <p>Age 55+</p> <ul style="list-style-type: none"> Pneumococcal vaccine <p><small>*Pregnant women should not get the HPV, chickenpox, or MMR vaccines</small></p>
 <p>Lab Tests</p>	<p>Everyone 18+</p> <ul style="list-style-type: none"> HIV screening (to age 65, beyond if high risk) Diabetes screening (if high blood pressure) Syphilis screening (if at higher risk) Hepatitis B screening (if at higher risk) Hepatitis C screening (if born 1945-1965 or at higher risk) <p>Age 35+</p> <ul style="list-style-type: none"> Cholesterol screening for men <p>Age 45+</p> <ul style="list-style-type: none"> Cholesterol screening for women (if at increased risk of heart disease)
 <p>Just for Women</p>	<p>Everyone 18+</p> <ul style="list-style-type: none"> Annual well-woman visit (to age 65) Contraception Cervical cancer screenings (ages 21 to 65) Domestic or interpersonal violence and counseling Chlamydia and gonorrhea screening (if at higher risk) Breast cancer genetic testing and prevention counseling (if at higher risk) Additional preventive care for women who are pregnant or might become pregnant <p>Age 40+</p> <ul style="list-style-type: none"> Breast cancer screening (mammogram) <p>Age 60+</p> <ul style="list-style-type: none"> Bone density screening

**Availability of preventive services, including no cost share, depends on plan, market, and your characteristics.*



Staying Healthy

Your health is important. In addition to you eating right and exercising, there are some ways that CareSource and your PCP can help you can maintain or improve your health:

- Establish a relationship with a Primary Care Provider.
- Make sure you and your family have regular checkups with your PCP and get the appropriate preventive services.
- If you have a chronic condition (such as asthma or diabetes), see your provider regularly. You also need to follow the treatment that your provider has given you. Make sure that you take any medications that are prescribed as your provider or pharmacist instructs.
- Remember, the CareSource24 Nurse Advice Line is available to help you. You can call the number on your member ID card anytime day or night, any day of the year.
- CareSource has programs that can help you maintain or improve your health. You can visit [CareSource.com/marketplace](https://www.caresource.com/marketplace), your member portal account at [MyCareSource.com](https://www.mycaresource.com), or call Member Services for more information about programs that may be right for you.

Services that Require a Prior Authorization

What is a prior authorization?

A prior authorization is a CareSource approval for care and services before they are received by you. They are defined by us as out of the ordinary, and needing a utilization review to ensure that the care or service is medically necessary and appropriate for your situation.

Who is responsible for requesting a prior authorization?

Your doctor will request a prior authorization from us for services that need one. For example, some procedures and most inpatient hospital stays require a prior authorization.

If you are seeing a CareSource network provider, it is their responsibility to get a prior approval from us for your care when needed. If your provider does not get the prior authorization, you will not be held financially responsible for any more than the cost of care you would normally pay.

If you see a non-network provider, your care may be covered under specific circumstances (like continuing care when you first enroll), but if your provider fails to get a prior authorization from us, you may be responsible for the total cost of your care.

What care and services require a prior authorization?

A list of the services that require prior authorization is available through your My CareSource account and on [CareSource.com](https://www.caresource.com). Hover over **Plans**, select **Benefits and Services** under **Marketplace**. Pick your state, then **Referrals and Prior Authorizations** from the menu or from the **Quick Links** menu. You may also call Member Services and request a printed copy of the Prior Authorization List.

Many of your covered services do not need a prior authorization. You do not need a prior authorization to see your PCP or most in-network specialists. You do not need a prior authorization for lab work, X-rays or many outpatient services either, as long as the provider is in our network.

Behavioral Health, Mental Health, and Substance Use Disorders

Good health means more than just taking care of your physical needs. It means addressing the health of your mind, body and spirit. Behavioral health encompasses mental health and substance use disorders. It is an important part of your overall health. You can get mental health counseling or substance use help (for things like alcohol, illegal drugs, tobacco and prescription abuse) and your benefits are the same as for physical health services.

You have treatment and counseling options to help you through difficult times in your life. It's ok to ask for help. Behavioral health services can help you cope with all kinds of issues. We can connect you to mental health or addiction services and help you find an experienced network provider.

Your CareSource24 Nurse Advice Line can help you if need help immediately. They can listen, and refer you to the appropriate help. You can use our online **Find A Doctor** tool to find a psychiatrist or psychologist in your area. Teladoc can provide counseling services to you at no cost. You can call Teladoc at 1-800-TELADOC (835-2362) or visit [www.Teladoc.com](https://www.teladoc.com)/CareSource to make an appointment with a mental health or substance abuse counselor. You can also call Member Services for help finding a provider near you and making an appointment.

You can use our online tool, myStrength, to help you learn about ways to lower your stress, deal with difficult situations, and deal with grief. myStrength is available through your [MyCareSource.com](https://www.mycaresource.com) account.

You may also want to explore Care Management to help you coordinate your physical and mental or emotional care and help you manage your condition better. A Care Manager can help you find the right provider, navigate the health care system, and get the care that you need. You can call Care Management at **1-844-438-9498** from 8 a.m. to 5 p.m. Eastern Time Monday through Friday.



Crisis and Support Numbers

If you have an emergency medical situation, if you are having a mental health crisis, or if you are suicidal, call 9-1-1 or go to the nearest emergency room.

- National Suicide Prevention Lifeline: 1-800-273-8255 or 9-8-8
- Crisis Text Line: Text 'HELLO' to 741741
- National Domestic Violence Hotline: 1-800-799-SAFE (7233) or text 'START' to 88788
- Substance Abuse and Mental Health Services Administration (SAMHSA) National Treatment Service Locator: 1-800-662-HELP (4357)

National Resources

- Substance Abuse and Mental Health Services Administration: www.samhsa.gov/
- National Alliance on Mental Illness: www.nami.org/
- National Institute of Mental Health: www.nimh.nih.gov/
- Mental Health.gov: www.mentalhealth.gov/
- Mental Health America: www.mhanational.org/
- Centers for Disease Control and Prevention: www.cdc.gov/mentalhealth/
- National Institute on Drug Abuse: www.drugabuse.gov/

Addiction and Substance Use Disorder

Almost everyone has been affected by our growing national substance abuse problem. Either someone in our family or one of our friends has been affected. You may even wonder if you have a substance use disorder. Substance use disorders include the misuse of alcohol, tobacco, prescribed medication (like opioids or anxiety medication) or illegal drugs.

We believe in recovery. We believe that treatment works. And we can help you find treatment with an experienced provider. It's ok to ask for help, and you don't have to face it alone. Whether it is you or someone you are close to, substance use disorders can have a devastating effect on your family and friends.

What To Expect

Recognizing you need treatment takes courage and strength. And it's important that you don't try to do it alone. Treatment is more than addressing your addiction. It includes addressing your day-to-day challenges, such as medical needs, mental and social challenges, family history and more.

Treatment is different for everyone. It's not a one-size-fits-all solution. A health care professional can help you determine which combination of support services will work best for you.

What Do Treatment Programs Do?



Detoxification

Detoxification, or detox, is the phase in which your body physically withdraws from alcohol and/or drugs. It's good to go through this process at an inpatient treatment facility or through an outpatient program so you can be monitored by a health care professional.



Counseling and Behavioral Therapy

Therapy is a critical part to recovery. Recovery will be hard physically, mentally and emotionally, so having a professional support you through this journey is important. They will give you tools and techniques to help you stick to your treatment.



Medication

Your doctor may prescribe medications that help you with withdrawal symptoms. Some common examples include buprenorphine/naloxone, Vivitrol, or methadone. Taking medication AND therapy can be a highly effective way to treat addiction.



Support Groups

Addiction can make you feel like you are alone. But many people battle addiction. Support groups allow you to connect with people who are on the same recovery journey. And more often than not, these people become your trusted friends for the long-haul.

Where Do I Start?

When you are ready for treatment it's important to start right away.

- Call our Care Advocates through our dedicated addiction treatment phone number at **1-833-674-6437**.
- Contact CareSource Member Services for assistance with finding a provider and scheduling an appointment.
- Talk with your doctor about addiction.
- Contact your CareSource Care Manager.
- Access **Find a Doctor** on our website to find doctors who treat addiction in your area.

Accidental Dental Coverage

All members have coverage for dental benefits if they are in relation to an injury to the jaw or face from an accident. We will cover the initial dental work that you may need, including exams, x-rays, and restoration. There is a cost limit for dental coverage per accidental injury. Injury from chewing or biting is not considered accidental. Please review your Schedule of Benefits for the cost coverage for your plan. See Section 5 of your EOC for all the details.

Pediatric Dental Benefits with DentaQuest

All children age 18 and under on CareSource marketplace plans have pediatric dental services through DentaQuest. Benefits include:

- \$0 cost share for diagnostic/preventive services, including two cleanings, two oral evaluations, and imaging services.
- Basic restorative services (fillings), subject to cost share.
- Major restorative services (extractions, root canals, dentures and crowns), subject to cost share.
- Medically necessary orthodontia (braces for certain medical conditions), subject to cost share.

See your Evidence of Coverage for a complete listing of your covered services, and your Schedule of Benefits for the associated cost shares.

Dental Services are provided through our partnership with DentaQuest, so make certain to use a DentaQuest provider. Dental care providers can be found using our **Find a Doctor** tool on **CareSource.com**. Search for “Dentistry” as the specialty to locate a provider near you, or call DentaQuest directly at the phone number on the back of your CareSource ID card.

When you call for an appointment, be sure to tell your dental provider that you have DentaQuest dental insurance through your CareSource Marketplace plan.



Pediatric Vision Benefits with EyeMed

All children age 18 and under on CareSource Marketplace plans have pediatric vision services covered through our EyeMed partnership, allowing us to offer one of the largest nationwide network of providers. Benefits cover annual eye exams, glasses, contact lenses, and more. To find a provider, you can use our Find A Doctor tool, or call EyeMed directly at the phone number on the back of your CareSource ID card. When you schedule an appointment with a provider, tell them you have EyeMed insurance through CareSource and they will confirm your plan and benefits.

Learn more at www.eyemedvisioncare.com/csmp

Your pediatric vision benefits include:

Vision Care Services	In-Network Member Cost
Exam with Dilation and Retinal Imaging as necessary	\$0 Copay, including no cost retinal imaging.
Frames Any available at provider location.	100% coverage for provider designated frames.
Standard Plastic Lenses Single vision Bifocal Trifocal Lenticular Standard Progressive Lens Premium Progressive Lens	\$0 copay \$0 copay \$0 copay \$0 copay \$0 copay See fixed premium progressive price list
Lens Options UV Treatment Tint (solid and gradient) Standard plastic scratch coating Standard polycarbonate - kids under 19 Standard anti-reflective coating Polarized Oversized Photochromatic/Transitions Plastic Premium anti-reflective coating Other add-ons	\$0 copay \$0 copay \$0 copay \$0 copay \$45 20% off retail price \$0 copay \$0 copay See fixed premium anti-reflective coating price list 20% off retail price
Laser Vision Correction LASIK or PRK from U.S. Laser Network	15% off retail price or 5% off promotional price
Frequency Examination Frame & Lenses or contact lenses	Once every calendar year Once every calendar year



OPTIONAL ADULT DENTAL, VISION AND FITNESS BENEFITS

When you enroll, we offer plans that provide benefits for Adult Dental, Vision and Fitness benefits. These plans have “Dental, Vision and Fitness” in the plan name. You can find your plan name on your CareSource ID card. These plans include all the same great essential health benefits as our standard plans, but provide additional dental, vision and fitness benefits for adults, to help with your overall health.

One thing to note about your optional benefits is that your CareSource ID card does not show your cost information for copays or coinsurance for your optional benefits. The back of your ID card does show contact information for your dental, vision and fitness customer service contact phone numbers.

These additional benefits are available for adults only. Pediatric vision and dental benefits are available to children until they reach the age of 19 for all plans.

Adult Dental Care with DentaQuest

In order to get your dental care benefits you must see a DentaQuest network provider. You can find DentaQuest providers using our **Find A Doctor** tool on **CareSource.com**. You can visit www.dentaquest.com/members/ to register for a DentaQuest member portal account, where you can see your exact benefits and find dentists near you.

Dental benefits include:

- \$1,000 annual allowance.
- \$0 cost share for diagnostic and preventive services, including two cleanings, two oral evaluations and imaging services.
- Basic restorative services (fillings), subject to cost share.
- Major restorative services (extractions, root canals, dentures and crowns), subject to cost share.

Refer to your Evidence of Coverage and Rider for full details about covered services, and your Schedule of Benefits for information on your plan’s cost shares.

Dental care providers can be found by using our **Find A Doctor** tool on **CareSource.com**. Search for ‘Dentistry’ as the specialty to locate a provider near you. You may also call DentaQuest directly at the telephone number listed on the back of your CareSource ID card to find a dentist near you or to get more information about your benefits. **When you call for an appointment, be sure to tell your dental provider that you have DentaQuest dental insurance through your CareSource Marketplace plan.**

Adult Vision Care with EyeMed

All vision care services are provided through the EyeMed network of providers. EyeMed is one of the largest vision networks in the country, and their providers can be found inside LensCrafters, Pearle Vision, Target Optical and hundreds of independent providers.

To find a provider, you can use our **Find A Doctor** tool, or call EyeMed directly at the telephone number on the back of your CareSource ID card. When you schedule an appointment with a vision care provider, tell them you have EyeMed insurance through your CareSource Marketplace plan and they will confirm and benefits.

A retinal imaging exam is included as one of your vision benefits. It helps your optometrist or ophthalmologist check for diseases of the eye.

In addition, you get easy scheduling and extended hours, including evenings and weekends. Many providers also offer online tools that you can use to shop and buy glasses, contacts and prescription sunglasses online, just like you would in the store.

The table below shows your costs for services using your Adult Vision Care plan.

Note: Your optional benefits cost shares are not included in your plan’s annual deductible and out of pocket maximum. The copays and coinsurance shown on your CareSource ID card do not reflect your optional benefit costs.

Vision Care Services	In-Network Member Cost
Exam with Dilation and Retinal Imaging as necessary	\$0-\$65 Copay or 40% coinsurance, including no cost retinal imaging
Frames, Lens & Options Package Any frame, lens and lens options available at provider location.	\$250 allowance for frame, lens and lens options, 20% off balance over \$250
Contact Lenses <i>(includes materials only)</i> Conventional Disposable Medically necessary	\$0 copay; \$250 allowance, 15% off balance over \$250 \$0 copay; \$250 allowance, plus balance over \$250 \$0 copay, Paid-in-Full
Laser Vision Correction LASIK or PRK from U.S. Laser Network	15% off retail price or 5% off promotional price
Frequency Examination Frame & Lenses or contact lenses	Once every calendar year Once every calendar year

You also get additional discounts:

- 40% off additional pair discount*
- 20% off non-prescription sunglasses
- 40% off any remaining frame balance*

*These discounts are offered at in-network providers only.

For more information about your EyeMed Vision benefits (Pediatric and Adult), visit www.EyeMedVisionCare.com/csmp, or call EyeMed at the telephone number on the back of your CareSource ID card.



The Active&Fit Enterprise Program

With your Dental, Vision and Fitness plan, you are automatically an Active&Fit Enterprise™ member! You can join a network of over 11,000 fitness centers* and if you like, you can change centers monthly to explore different centers that may meet your needs. Your membership also includes a home fitness kit. You can choose from over 30 options, including barre, tai chi, boot camp, Pilates and more. Some kits include a wearable fitness device, such as Fitbit® or Garmin®.

In addition to the fitness center membership and home workout kit, you have access to many more great features offered on the Active&Fit website. Visit ActiveandFit.com to register and explore the features of the program.

- **Get Started!:** By answering a few online questions about your areas of interest, you will receive a customized program for your exercise of choice, including instructions on how to get started and suggested online workout videos.
- 8,000+ on-demand workout videos in the website digital library, for all fitness levels.
- The Active&Fit Connected™ tool for tracking your exercise and activity.
- With your fitness center membership, you also have access to the Premium fitness network, which includes an additional 7,000+ fitness center and studio choices, offering unique experiences like rock climbing gyms and rowing centers, each with a buy-up member price.
- **Healthy Living Coaching:** Receive over-the-phone lifestyle coaching with a trained health coach in areas such as fitness, nutrition, stress, and sleep.
- Online quarterly newsletter.

Getting active just got easier™ with the Active&Fit Enterprise program.

**Non-standard services at the fitness center that call for an added fee are not part of the Active&Fit Enterprise program.*

The Active&Fit Enterprise program and Active&Fit is provided by American Specialty Health Fitness, Inc., a subsidiary of American Specialty Health Incorporated (ASH). Active&Fit, Active&Fit Connected!, and Getting active just got easier are trademarks of ASH. Fitness center participation varies by location and is subject to change. Home Fitness Kits are subject to change.

Hearing Benefits with TruHearing

All CareSource members have access to hearing benefits through our partnership with TruHearing. Members can have a routine hearing test at no charge, then select from a variety of hearing aid devices at varying price points, if needed. Get a hearing test and pick your hearing aid (if needed) in 4 easy steps:

1. Call TruHearing for an appointment.

The TruHearing telephone number is on the back of your CareSource ID card. When you call TruHearing, you'll be assigned a dedicated Hearing Consultant who will answer your questions about hearing aid options, programs, products and pricing. Your Hearing Consultant will also locate a highly qualified TruHearing audiologist or hearing instrument specialist near you and will set up your hearing exam appointment.

2. Have a hearing test with your provider.

Your office visit will be much like the visits you have with other health care providers and specialists. In about 45 minutes, your provider will conduct a comprehensive hearing exam and then review and discuss the results with you.

3. Select a hearing aid right for your needs and your budget.

If your exam shows you need treatment with hearing aids, your provider will tell you about your options; including technology levels, costs and styles. Your provider will take care of ordering your hearing aids. The TruHearing Choice program lets you choose from a range hearing aids.

4. Pick up your hearing aids.

When you pick up your hearing aids, you'll have them custom programmed and adjusted to match your hearing loss. You will need two more follow up visits for adjustments to make sure the hearing aids are performing at their best for you.

TruHearing gives you ongoing support after you receive your hearing aids too. You get a 45 day trial period, a 3 year warranty, and low cost batteries available for you to order and have delivered directly to your home.

Call TruHearing at the telephone number on the back of your CareSource ID card if you have any questions or want to make an appointment. You can also visit TruHearing.com to get started.



PHARMACY BENEFITS AND INFORMATION



Pharmacy Information

CareSource RxInnovations™ has partnered with Express Scripts to help you manage your prescriptions and save money.

Prescription drugs and some prescription medical supplies from the pharmacy are covered by your plan. You can get your prescriptions at any pharmacy that is in-network with CareSource. Go to **CareSource.com/marketplace** and use the **Find a Pharmacy** Quick Link on the left side of the page to find a pharmacy near you.

Here are some more important facts about CareSource prescription drug coverage:

- Your medicine should be on the CareSource Marketplace Formulary in order to be covered, in most cases. Ask your provider or check our **Find My Prescriptions** online tool.

- You have to go to a pharmacy that accepts CareSource Marketplace to get your prescriptions filled.
- You will need to show your CareSource member ID card and your prescription at the pharmacy, if your provider did not send it in. Your ID card will let the pharmacy know you are a CareSource member.
- You may have copayments, a deductible, and/or coinsurance for your prescriptions, depending on your plan.
- Some medicines may have limits on how much can be dispensed to you at one time. This is called Quantity Limits (QL).
- Some medicines may require you try another medicine first before CareSource will cover it. This is called Step Therapy (ST).
- Some medicines require our prior authorization (PA) before they can be covered by your plan. The provider who prescribes the drug should get the prior authorization. The prior authorization requirements for your medicines may change.

Network Pharmacies

In order to have your prescriptions covered by CareSource, you must get them filled at a pharmacy in our network. Our network includes most major and many smaller pharmacies. We also have a mail-order pharmacy. Some of our larger network pharmacies include CVS, Kroger, Rite Aid, and Walmart.

To see a full list of network pharmacies, go to our **Find a Pharmacy** tool at **CareSource.com/marketplace**.

Now you can get 90 day prescriptions for maintenance medications at your local pharmacy. Although it is the same cost as your monthly prescriptions, it may be a more convenient option for you.



Mail Order Prescriptions

If you are taking maintenance drugs for an ongoing (chronic) condition, you can get 90-day supplies sent directly to you. Be sure to tell your provider you want to use the Express Scripts mail order service. Express Scripts can save you money, too. You can get your prescription at 2.5 times the monthly cost if you use mail order. Its like getting your third month at half price.

You can register for an account at: express-scripts.com/rx to manage your prescriptions. To get a new prescription filled through Express scripts, ask your provider to “e-prescribe” a 3-month supply to:

Express Scripts Home Delivery
4600 North Hanley Rd., St. Louis, MO 63134
Fax: (800) 837-0959

If you have questions, you can contact Express Scripts at 1-800-221-1456.

Specialty Pharmacy

CareSource works with Accredo Specialty Pharmacy to supply specialty medications that your doctor may prescribe. Specialty drugs might be ordered when you have a chronic or difficult health

condition. They typically require special handling or monitoring, like compounded drugs, or need special administration. If you have been prescribed specialty drugs, Accredo can:

- Help you get your prescription filled or moved from your current pharmacy
- Deliver your specialty medications to your home, workplace or doctor's office
- Help you learn about your specialty medication and give you support from specially-trained health care professionals

For more information, call Accredo at 1-866-501-2009. They can take your call Monday through Friday from 7:30 a.m. to 9 p.m. Eastern Time (ET).

You can also access the Accredo website at Accredo.com in order to manage prescription refills for existing specialty mail order medications as well as to check coverage information.

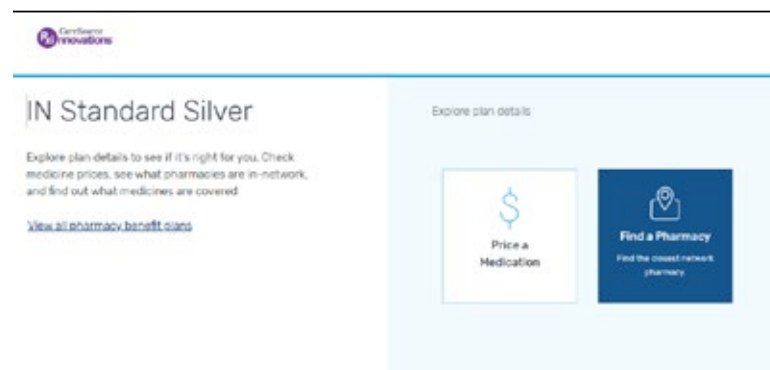
Prescription Drugs

You deserve to have the safest, most cost-effective drugs for your needs. We use a Marketplace Drug Formulary, also known as a Formulary, to list our covered medications. If you don't have access to the Internet, Member Services can assist you or send you a printed copy of the formulary.

Drugs are categorized into tiers that represent different cost-sharing amounts. To learn more about how to use our Formulary, look in the introduction of the formulary document. Some drugs may have limits on how much can be dispensed to you at one time, called quantity limits. These are shown in the Formulary with a (QL) after the name of the medication. You may need to try one drug before taking another, called step therapy. Those drugs that require step therapy are shown in the Formulary with a (ST) after the name of the medication. Some drugs may require a prior authorization from us before they can be dispensed to you. Those drugs are shown in the Formulary with a (PA) after the name of the medication. The Formulary introduction also tells you how to request a drug that is not on our Formulary.

Covered Prescriptions

Using our **Find My Prescriptions** tool through your My CareSource account is a quick way to confirm that your prescriptions are covered and estimate their costs. Drugs on the CareSource formulary are placed in six different levels or tiers. Each tier has a different cost-sharing amount. When you use **Find My Prescriptions** from **MyCareSource.com**, your costs are estimated using your specific plans costs. You can also access **Find My Prescriptions** through **CareSource.com/marketplace**, but you will only get a general estimate of the cost there.



Find My Prescriptions can be found on **CareSource.com/marketplace** under **Quick Links** on the left side bottom of any page, or on the **Tools and Resources** menu. After you select your plan, you can search by drug name (generic or brand). This tool will confirm coverage, if prior approval is needed, and your cost. The costs you'll see assume that you **have not met** your deductible or maximum out-of-pocket

(MOOP) costs that are required by your plan.

You can also access the tool through your **MyCareSource.com** account, the cost you'll see is based more accurately on your current deductible and MOOP status. The cost shown in your My CareSource account may be lower than that shown on **CareSource.com**, if you have met your deductible. It is important to note that because of frequent changes in the price of medications, your prescription costs may not be exact.

Some out-of-state pharmacies do not accept CareSource Marketplace insurance, but most chain drug stores across the country do. If you think you will travel out of our service area, it's best to fill your prescriptions before you leave. You can also use our **Find My Prescriptions** tool to confirm if there is a network pharmacy near you.

Call Member Services if you have questions, need help finding the cost of a drug or a nearby pharmacy, or want a printed copy of the Formulary.

Prior Authorization for Prescriptions

We may require your provider to submit clinical information to us to explain why a specific drug is being used (called a clinical prior authorization). These are also called Utilization Management reviews. We must approve the request before you can get the drug. These requirements help limit misuse and abuse, and ensure you get the most appropriate drugs for your condition. Drugs not listed on the Formulary are generally not covered without the approval of an exception request.

A prior authorization request from your provider tells us why a certain drug and/or a certain amount of a drug is needed. We must approve the request before the drug will be covered by your plan.

You can find out if a drug requires prior authorization by reviewing the CareSource Marketplace Drug Formulary on the Drug Formulary page, under **Find My Prescriptions**. These are shown in the formulary with (PA) after the name of the medication. Some medications billed on your medical benefit may also require prior authorization. Please check the Authorization Requirements for Medications on the Medical Benefit.

We may not approve a prior authorization request for a drug. If we don't, we will send you information about how you can appeal our decision.

Opioid drugs must meet the following prior authorization requirements:

- Less than 90 days of therapy in the last 365 days
- No concurrent therapy with benzodiazepines
- All extended release opioids require prior authorization

Drug Safety Recalls

Sometimes, the federal government issues drug recalls. To find out if a drug you take is being recalled, please check the listings on the U.S. Food & Drug Administration website at <https://www.fda.gov/Safety/Recalls/>.

Medication Therapy Management

Your health can depend on taking your medications the right way. Some drugs need to be taken at a certain time, with or without food, and more. That's why we offer a Medication Therapy Management (MTM) program for our members. This program can help you learn more about your medications, prevent or address medication-related problems, decrease your costs, and stick to your treatment plan.

The MTM program is available from your local pharmacist. You can ask your pharmacist for help with your medications. In many cases, a pharmacist will reach out to you and ask if you are interested in learning more about your medications. They ask because they want to help you.

Through this program, your local pharmacist may get alerts and information about your medications and decide you may benefit from extra attention. They offer ways to help you with your medications and how to take them the right way. They will also work with your provider and others to address your needs and improve how you use your medications. The pharmacist may ask to schedule time with you to go over all of your medications, including any pills, creams, eye drops, herbals or over-the-counter items.

This service and the pharmacist's help and information are all part of being a CareSource member and are available at no cost to you.



MTM Benefits to Members and Health Partners

- Improves safe use of medications
- Provides better coordination of care with all your doctors and other caregivers
- Gives you more information about your medications and how to use them correctly
- Adds another person to help you with your overall health care

Disposing of Medications Safely

If you have old or unused medications in your home, don't just throw them away or flush them down the toilet. There are ways to get rid of unused drugs safely.

Expired or unused drugs can be a health risk for toddlers, teens, and family pets. About 50,000 children visit the emergency room each year from taking medications that were within their reach. They can also be misused. Studies show that more than 70% of people who misuse prescription drugs get them from friends or family. Over 30,000 overdose deaths each year are due to prescription drugs.

There are ways to get rid of old or unused drugs safely:



DisposeRx® Packets

You can get free DisposeRx packets to help you get rid of expired drugs or medications you no longer use. These packets are safe for the environment, easy to use, and can help stop drug misuse. Please visit <https://secureforms.caresource.com/en/DisposeRx/> and complete the form to get your free DisposeRx packet.

Drug Take Back Day

The U.S. Drug Enforcement Administration (DEA) sponsors the National Prescription Drug Take Back Day each year. Go to takebackday.dea.gov to learn more.

Year-Round Drug Disposal

There are sites open year-round that take medications and prescription drugs you no longer use. Go to deadiversion.usdoj.gov/drug_disposal for more information and to find a disposal location near you.



MEMBER EXCLUSIVE PROGRAMS

As a CareSource member, you have access to many exclusive programs for in-person and online help with your health and understanding your plan. These tools are meant to augment your care from a provider, not replace it. Please consult the appropriate provider if you need help with a physical or behavioral health issue.

My CareSource Member Portal

Set up your member portal account at **MyCareSource.com**. My CareSource gives you the ability to manage your health and your plan with information that is personalized just for you. You can see your claims, check on your cost shares and progress toward your annual deductible and out-of-pocket maximum. Your portal allows you to see all your plan documents, and so much more! My CareSource is also your portal to self-care, with links to our programs for your physical, mental, emotional and social needs.

MyHealth

All CareSource members over the age of 18 can use our MyHealth tool on **MyCareSource.com** to explore healthy living tips and suggestions.

What does good health mean to you? Have you ever asked yourself “How healthy am I?” or “Could I be healthier?” CareSource may have the answers to your questions.

Now you can take a FREE online **health needs assessment (HNA)** that will help you understand how you can be healthier. It’s quick and easy to take. Sign in to your My CareSource account, and click the **Health** tab at the top of the screen. Then click **Start** next to the Health Needs Assessment under Assessments.

When you finish, you’ll get your personal health score and a plan to help you live a healthier life. You can also set up your own account page, build a profile and set goals and preferences.

myStrength

Take charge of your mental health and try our wellness tool called myStrength. This is a safe and secure tool designed just for you. It offers personalized support to help improve your mood, mind, body and spirit. You can access it online or on your mobile device at no cost to you. The myStrength program offers online learning, empowering self-help tools, wellness resources and inspirational quotes and articles.

You can access myStrength through the member portal at **MyCareSource.com** or by going to <https://www.mystrength.com/r/caresource> for more information and to sign-up. Complete the myStrength sign-up process and personal profile to get started. You can also download the myStrength app for iOS and Android devices at www.mystrength.com/mobile and sign in using your existing myStrength login email and password.

While myStrength may be helpful, and gives you tools you can use to improve your outlook, it cannot replace professional medical advice, diagnosis or treatment provided by a qualified medical or mental health professional. Please do not delay seeking care or disregard professional advice because of information you have read on myStrength or received from CareSource.



MyResources

Do you want help finding community resources? Use CareSource’s MyResources tool to connect with local low-cost and no-cost community programs and services. You can find it on your personal **MyCareSource.com** account page.

Find resources for help with:

- Food
- Shelter
- Health care
- Work
- Financial assistance
- And more



CDC. <https://www.cdc.gov/publichealthgateway/sdoh/index.html>

We have programs serving every zip code in the U.S., from small towns to large cities, with more being added each day.

You can also call CareSource Member Services to help you locate resources near you.

Care Management and Outreach Services

We offer personal care and education to our members. Our team of nurses and social workers offer assistance with you in mind. We want to work with you, your family, and your providers to help you coordinate your care and make sure you have all you need to manage your own health and lifestyle. A nurse or social worker can be a single point of contact for you at CareSource to make things a little easier for you. You will be given their direct phone line, so you can call with questions or concerns. Our team can help you:

Find more affordable options for medications and supplies



Explain benefits and services available to you

Provide education about chronic and acute illness



Help you understand your plan’s coverage

Connect you to community resources



Make sure you have after hours support



A Care Manager may contact you if you or your doctor requests it, or if we feel our services might be helpful to you or your family.

CareSource offers Care Management for conditions that include, but are not limited to:

- Asthma
- Bipolar disease
- Chronic obstructive pulmonary disease / heart failure / coronary artery disease
- Controlled substance management
- Diabetes
- Depression
- Emergency department management
- High blood pressure
- High-risk pregnancy
- Pain management

A Care Manager may ask you questions to learn more about your health. We will give you information to help you understand how to care for yourself and access services and local resources.

We can talk to your PCP and other service providers to make sure you receive coordinated care. Our care managers can help you with other health conditions too.

Please call us if you have any questions about Care Management or feel that you would benefit from care management services. We are happy to help you. You can call the Care Management assessment team at **1-844-438-9498**, Monday through Friday from 8 a.m. to 5 p.m. Eastern Time.



Care Transitions

When you are discharged from the hospital, information comes at you fast. Our Care Transitions program helps you and/or your family members to:

- Answer any questions you may have related to discharge
- Ensure that you and/or your family members understand your medications and answer any questions related to your medications
- Help coordinate your PCP and/or specialist appointments
- Help coordinate your or your family's needs when you get home

If you or your family member wants or needs help when being discharged from the hospital, you can reach a member of the Care Transition team at **1-844-438-9498**, Monday through Friday from 8 a.m. to 5 p.m. Eastern Time.

Disease Management

Our care management team can help you learn more about your health and better manage your specific health conditions. We want you to have the right tools to stay as healthy as possible.

We can help you with:

- The MyHealth online tool (for members 18+) lets you participate in a 'journey' to improve your health.
- Tips to improve your self-management skills and information to manage your health.
- Care coordination with outreach teams.
- One-to-one care management.

Your doctor, pharmacy, or other health care source may let us know that you could benefit from a program. We will send you materials about your health condition, along with tips and resources to help you manage your condition. All ages (children, teens and adults) are eligible to participate in a program. You can call to take part or be referred into a disease management program.

Please call us if you would like more information about a health condition or would like to be a part our care management program. Call us at **1-844-438-9498**. You can opt into or out of the program any time you like. There is no obligation to stay in the program.





ENSURING YOUR QUALITY OF CARE

We Want You To Be Satisfied With Your Coverage

We hope you will be happy with CareSource and the service we provide. If you are unhappy with anything about CareSource or our providers, let us know as soon as possible. Even if you don't agree with a decision we have made, please contact Member Services. You or your authorized representative can contact us with a complaint.

In order for CareSource to talk to your authorized representative about your complaint, you and your authorized representative must complete the Appointment of Authorized Representative form or the HIPAA Authorization form included in the appendix of this handbook. The form is also available online on the Forms page under Tools and Resources. Return the completed form to us by mail or fax.

If you cannot get this form online, you can ask that it be mailed to you by calling Member Services.

Grievances and Noncertifications

If you are not satisfied, you have the right to:

- File a complaint (also called a grievance)
- File an appeal
- Ask for an external review

What is a Grievance?

A grievance is an official written complaint. You can file a grievance when you are unhappy or unsatisfied with CareSource or a provider and how they do business.

Examples of a reason to file a grievance might be:

- You cannot get a timely appointment with a provider.
- You think the provider's office staff did not treat you fairly.
- You are not satisfied with the quality of care you received.

An appeal might be filed when you want a review of a noncertification or Adverse Benefit Determination and is separate from the grievance process. There is one level of review for grievances and appeals.

Examples of appeals are:

- CareSource denies a service.
- CareSource gives partial approval to cover a service.
- CareSource denies payment of a service.

You can ask for an expedited appeal. You must request an appeal in writing within 180 days of the date you receive notice of an adverse event like a denial of service. You can find an Internal Appeal Request form online on the Forms page of [CareSource.com/Marketplace](https://www.caresource.com/marketplace).

What is an External Review?

External reviews are conducted by Independent Review Organizations. If you are unhappy with CareSource upholding a noncertification made in response to an appeal review regarding a denial to cover or pay for a service, you may request an external review. In most cases, you must go through all of the steps in the appeal review before you can ask for an external review.

The state of North Carolina has resources to help you with external appeals at no cost to you. Smart NC helps you file health insurance appeals and complaints, submit external review requests for denied health insurance services or products, and receive counseling regarding your rights under North Carolina laws. Services are provided at no cost to the you.

Mailing Address:

N.C. Department of Insurance
Health Insurance Smart NC
1201 Mail Service Center
Raleigh, NC 27699-1201

Phone:

1-855-408-1212

Online:

www.ncdoi.gov/consumers/health-insurance/health-claim-denied

More information about this topic can be found in your Evidence of Coverage.

Need Additional Help?

If you have questions about your rights or need help, please refer to the Evidence of Coverage for your CareSource plan or call Member Services.

Utilization Management (UM)

Utilization Management (UM) is when CareSource reviews a request for certain health care services either before, during, or after service. We will review the request for the medical necessity, efficiency or appropriateness of health care services and treatment that our members receive. We use clinical guidelines and current accepted practices to review your care and service.

Access to Utilization Management Staff

- Our staff is available from 8 a.m. to 5 p.m. Eastern Time for calls about UM issues. Call Member Services and ask for the Utilization Management department.
- If you do not speak English, Member Services can also provide you with interpreter services.
- For assistance with UM issues outside of normal business hours, you may leave a voicemail message.
- You can also contact us electronically through our website. Visit the **CareSource.com** homepage and click About Us, then Contact Us, to access the “Tell Us” form.
- Voicemails or emails received after normal business hours are returned on the next business day and communications received after midnight on Monday through Friday are responded to on the same business day.
- Staff are identified by name, title, and organization name when initiating or returning calls regarding UM issues.

You can contact us anytime about UM issues or prior authorization requests.

We use current clinical information and generally accepted guidelines to guide clinical decision making. We do not give rewards to health partners or employees for not providing services to you, and we do not encourage or reward health care decisions that could reduce services to members.

Clinical Practice and Preventive Guidelines

Your health is important. Clinical and preventive guidelines can help you and your providers understand the latest research and guidance regarding diagnosis, management, and treatment of specific health conditions. They help guide your provider in giving you the best possible care.

Health information and these guidelines are available to you through member newsletters, and the CareSource member website. Preventive guidelines and health links are available to members and providers on the website or in print.

We review our guidelines at least every two years, and they are updated as needed. The updated guidelines are then presented to the CareSource Quality Enterprise Committee for adoption.

Topics for our guidelines are identified by analyzing CareSource member data. Guidelines may include, but are not limited to:

- Behavioral Health (i.e., depression or anxiety)
- Adult Health (i.e., hypertension or diabetes)
- Child/Adolescent Health (i.e., immunizations or well care)
- Population Health (i.e., obesity or tobacco cessation)

If you have any questions or would like to see a copy of our guidelines, please call Member Services.



Review of New Technology

We depend on research and advances in science to provide you with evidence-based, high-quality care. Our New Technology Committee is made of physicians across CareSource. They evaluate medical advances to determine their quality and safety. Network providers may submit requests for evaluation of new technology by our committee. By regularly reviewing medical technologies and our benefits coverage, we try to provide up-to-date, effective and affordable medical care.

- Health care services
- Medical devices
- Therapies
- Treatment options

Coverage is based on one or more of the following:

- Health Insurance Marketplace rules
- External technology assessment guidelines
- Food and Drug Administration (FDA) approval
- Medical literature recommendations



Quality Improvement Program

Program Purpose

Your care means a lot to us. CareSource continually reviews the quality of care and service offered to our members. We put programs in place to improve how we provide health care services to members, help members with their health outcomes, such as our Disease Management Program and Care Management Services, and how we work internally.

Our Quality Improvement Program receives a written evaluation each year. This helps determine how well our quality improvement activities are working. A cross-functional team participates in the evaluation process.

Program Contents

CareSource supports an active, ongoing, and comprehensive Quality Improvement Program.

The Quality Improvement Program will:

- Advocate for members
- Meet member access and availability needs for physical and behavioral health care
- Demonstrate enhanced care coordination and continuity for members across settings
- Meet members' cultural and language needs
- Monitor important aspects of care to ensure the safety of members across health care settings
- Determine provider adherence to clinical practice guidelines
- Support member self-management efforts
- Work collaboratively with network partners, practitioners, regulatory agencies, and community agencies
- Develop interventions that improve and support members' acute and chronic health conditions and complex needs
- Develop interventions that enrich member and health partner experiences and overall satisfaction
- Ensure regulatory and accrediting agency compliance

Quality Measures

CareSource uses an annual member survey for our marketplace members, *Qualified Health Plan (QHP) Enrollee Experience* to capture member perspectives on health care quality. You might receive a request to complete this survey. Your experiences and opinions are important to us. Please complete the survey promptly.

This is a quality program overseen by the United States Department of Health and Human Services – Agency for Healthcare Research and Quality (AHRQ). Potential quality measures for the Health Insurance Marketplace include:



We continually assess the quality of care and services offered to you. We use an objective monitoring and evaluation system to create programs that will improve your health outcomes.

CareSource uses the Healthcare Effectiveness Data and Information Set (HEDIS®) to measure the quality of care delivered to members. HEDIS is one of the most widely used means of health care measurement in the United States. HEDIS is developed and maintained by The National Committee for Quality Assurance (NCQA).

Ratings of All Health Care, Health Plan, Personal Doctor, Specialist

The HEDIS tool is used by America's health plans to measure important dimensions of care and service, and allows for comparisons across health plans in meeting state and federal performance measures and national HEDIS benchmarks. HEDIS measures evidence-based care and addresses the most pressing areas of care. Potential quality measures for the Health Insurance Marketplace include:

 <p>Wellness and Prevention</p> <ul style="list-style-type: none"> Preventive Screenings (breast cancer, cervical cancer, colorectal cancer, etc.) Well-Child Care 	 <p>Chronic Disease Management</p> <ul style="list-style-type: none"> Comprehensive Diabetes Care Controlling High Blood Pressure
 <p>Behavioral Health</p> <ul style="list-style-type: none"> Follow-up After Hospitalization for Mental Illness Antidepressant Medication Management 	 <p>Safety</p> <ul style="list-style-type: none"> Use of Imaging Studies for Low Back Pain



DEFINITIONS

Annual Deductible means the amount you must pay for some covered services in a benefit year before we will begin paying for certain benefits. Copayments do not count towards the annual deductible. Network benefits for defined preventive health care services are never subject to payment of the annual deductible. Your Schedule of Benefits will identify which benefits must meet the deductible.

Annual Out-of-Pocket Maximum means the maximum amount you pay in a benefit year related to benefits. When you reach the annual out-of-pocket maximum, benefits for covered services that apply to the annual out-of-pocket maximum are payable at 100% of eligible expenses during the rest of the benefit year. Payments toward the annual deductible, copayments and coinsurance for covered services will apply to your annual out-of-pocket maximum, unless otherwise noted below.

The following costs will never apply to the annual out-of-pocket maximum:

- Any charges for non-covered services;
- Copayments and coinsurance for adult dental, vision and fitness benefits or any other optional rider/enhancement.

Even when the annual out-of-pocket maximum has been reached, you will still be required to pay:

- Charges for non-covered services;
- Charges that exceed the amount of our contracted fee.
- Copayments and coinsurance amounts for covered services available through the optional dental, vision and fitness rider/enhancement, and
- The amount of any benefits if you or your provider do not get prior authorization from us when required to do so under the terms of the plan.

Coinsurance means the charge, stated as a percentage of eligible expenses, that you are required to pay for certain covered services after the annual deductible is satisfied and until you reach your annual out-of-pocket maximum.

Copayment means the charge, stated as a flat dollar amount, that you are required to pay for certain covered services.

Covered Services means those health care services that are (1) covered by a specific benefit provision of the plan; (2) not excluded under the plan; and (3) determined to be medically necessary per the plan's medical policies and nationally recognized guidelines; and (4) that we determine to be all of the following: provided for the purpose of preventing, diagnosing, or treating a sickness, injury, behavioral health disorder, substance use disorder, or their symptoms; consistent with nationally recognized scientific evidence, as available, and prevailing medical standards and clinical guidelines, as described below; and not provided for the convenience of you, a Provider, or any other person.

In applying the above definition, "scientific evidence" and "prevailing medical standards and clinical guidelines" have the following meanings: "Scientific evidence" means the results of controlled clinical trials or other studies published in peer-reviewed, medical literature generally recognized by the relevant medical specialty community. "Prevailing medical standards and clinical guidelines" means nationally recognized professional standards of care including, but not limited to, national consensus statements, nationally recognized clinical guidelines, and national specialty society guidelines.

A Covered Service or Benefit does not mean that it is free to the member. A cost share and deductible will still apply unless it is fully covered, such as when it is a preventive service fully covered by a provision of the Affordable Care Act.

Evidence of Coverage (EOC) – The EOC is an important legal document that describes the relationship between you and CareSource. It serves as your contract with CareSource, and it describes your rights, responsibilities, and obligations as a covered person under the plan. The EOC, including the Schedule of Benefits (SB), also tells you how the plan works and describes the covered services you and your dependents are entitled to, any conditions and limits related to covered services, the health care services that are not covered by the plan, and the annual deductible, copayments, and coinsurance you must pay when you receive covered services.

Explanation of Benefits (EOB) – A statement you may receive from CareSource that shows what health care services were billed to CareSource and how they were paid. An EOB is not a bill.

Marketplace Drug Formulary means a list that categorizes medications and products that have been approved by the U.S. Food and Drug Administration into price tiers. This list is subject to periodic review and modification. You can find out the tier a medication is assigned to by looking in the formulary. You can get the formulary in print by calling member services, or view it online at **CareSource.com**.

Member has the same meaning as covered person. Covered person means an individual, including you, who is properly enrolled under the plan.

Network Provider means a provider who has entered into a contractual arrangement with us or is being used by us, or another organization that has an agreement with us, to provide certain covered services or certain administration functions for the network associated with the EOC. A network provider may also be a non-network provider for other services or products that are not covered by the contractual arrangement with us as covered services. In order for a pharmacy to be a network provider, it must have entered into an agreement with the pharmacy benefit manager (PBM) to dispense prescription drugs to covered persons, agreed to accept specified reimbursement rates for prescription drugs, and been designated by the PBM as a network pharmacy.

Plan means CareSource.

Premium means the monthly fee required from the plan subscriber (or owner), in accordance with the terms of the plan.

Prior Authorization means any practice implemented by the plan in which benefits for a health care service is dependent upon a covered person or a provider obtaining approval from the plan before the health care service is performed, received, or prescribed, as applicable. This includes prospective or utilization review procedures conducted before providing a health care service.

Schedule of Benefits (SB) means the written description of the benefits that are available as covered services. The SB is provided to you with your annual enrollment materials, along with the EOC. The SB shows covered services and their associated costs.

Subscriber: The person who enrolled in the plan and is responsible for paying the monthly premium.

Summary of Benefits and Coverage (SBC) means the summary of benefits and costs for covered services that is provided to you when your enrollment is received by CareSource. The SBC includes examples of the coverage you will have for certain health events, such as a broken bone or pregnancy.

Note: Your EOC has more details about these terms and many more. Read the EOC and keep it in a safe place for future reference.



APPENDIX

Additional Information and Forms

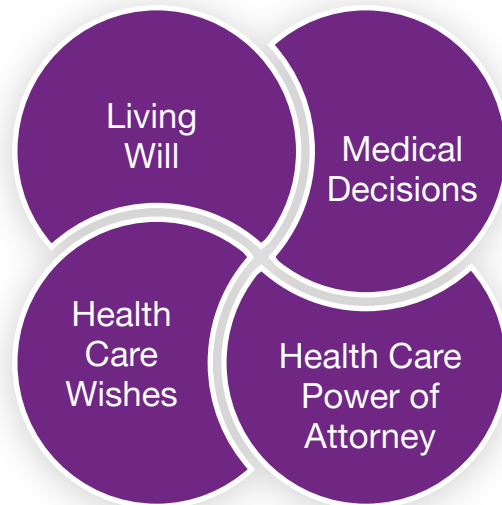
Advance Directives

You have the right to make Advance Directives. You sign these documents now in case you are not able to make your own health care decisions in the future. You can visit an attorney or your local legal aid office to have these papers drawn up for you*.

Advance Directives are used if you become unable to communicate because of an illness or injury. They let your doctor and others know your wishes concerning future medical care. You can also use them to give someone you trust the right to make decisions for you if you are not able. You sign them while you are still healthy and able to make such decisions.

We do not put any limits on your right to have an Advance Directive under state law.

** Please note: This is not legal advice and is provided for general information purposes only*







Mental Health Treatment Directive

You may state your preferences regarding the mental health treatment that you may or may not wish to receive in the event you become unable to make your own decisions. For example, you may only want to be treated at a certain facility or only be given certain medications.

For more information on how you can state your preferences on the mental health treatment you want to receive, contact your attorney or local legal aid service for more information.*

** Please note: This is not legal advice and is provided for general information purposes only.*

 <p>What medications are or aren't helpful?</p>	 <p>What treatments or treatment location you prefer?</p>	 <p>Whom should be contacted in case of a mental health crisis?</p>	 <p>What causes or helps prevent a crisis for you?</p>
--	--	---	---

Guardianship

What is a Guardian?

A guardian is a person appointed by a court to be legally responsible for another person.

When Will a Guardian be Appointed?

A court will usually appoint a guardian to manage the personal affairs of an adult who can no longer make safe and sound decisions by themselves due to legal or mental incapacity. A minor may also have a guardian appointed by a court in certain situations.

How Do I Obtain a Guardianship?

Only a court may appoint a guardian. The court that usually appoints a guardian is your local probate court, although this may be different depending on where you live. Contact your local court, a local attorney or local legal aid service for more information on guardianship*.

If you obtain a guardianship for a CareSource member, please send a copy of the court documents to the CareSource Privacy Office so that it may be added to the member's record. See the *Privacy Notice Statement* in this Appendix for the address and contact information for the Privacy Office.

** Please note: This is not legal advice and is provided for general information purposes only.*





Member Consent/HIPAA Authorization

This form lets CareSource Management Group Co. and its affiliated health plans ("CareSource"), share your health information as described below. All of this form must be filled out. Mail or fax it to the address listed at the end of this form. Or, you may choose to fill out this form online at www.caresource.com.

Section 1: Member Information

Member Last Name	MI	Member First Name	Member Date of Birth
Member Street Address	City	State	Zip Code
Member Home Phone	Member Cell Phone	Member ID Number (Found on Plan ID Card)	

By giving your cell phone number, you are saying that CareSource may use it to contact you.

Section 2: Consent to Share Health Information

This Member Consent/HIPAA Authorization Form provides your consent to share your health care information with others. This information is shared to help with your care and treatment, or to help with benefits. Your health care information may be shared with any past, current, or future providers you've seen for care. It also may be shared with some Health Information Exchanges (HIE). An HIE lets providers view health information that CareSource has about members. You also can share your health information on your own health care apps. You have the right to ask for a list of everyone who was given your health information by CareSource.

Check this box if you want your health information to be shared with the past, current, and future providers you've seen for care, or your personal health care apps. The information will be shared for treatment, to manage your care, and to help with benefits. The information shared will include sensitive health information, including treatment for substance use and HIV/AIDS. For your personal health care apps, you will have more control over the information shared when you install it.

Or –

Check this box if you **do not want** your health information to be shared with past, current, and future providers you've seen for care. The information will not be shared for treatment, to manage your care, or to help with benefits. None of your health information will be shared with your providers, with these exceptions:

- Due to state requirements we must follow, your Primary Care Provider (PCP) may get a report that includes physical and behavioral health treatment you may have received. It will not include substance use or HIV/AIDS information unless you checked the box above saying you want to share your health information.
- Due to other requirements we must follow, your health information may be shared with a HIE. It will not include substance use or HIV/AIDS information unless you checked the box above saying you want to share your health information.

If you do not approve sharing, your providers may not be able to manage your care as well as they could if you did approve sharing.

Section 3: Representative Designation

If you would like to name someone that CareSource may speak to on your behalf, please fill out this section. CareSource will share all of your health information with the person you name. If you name a group, like a law firm, the group is called an entity. Please give the entity's info and the name of a contact person at the entity.

Last Name	First Name	MI	Entity Name (if law firm or other entity)
Street Address	City	State	Zip Code
Home Phone	Cell Phone		

Section 4: Review and Approval

By signing my name, I agree:

To let CareSource share my health information as marked in Sections 2 and/or 3. I agree that signing this form is my choice. I agree the information shared may be subject to being shared again by the person or entity receiving it. After that it may no longer be protected by federal privacy laws. Substance use disorder information from specific treatment programs (42 CFR Part 2), may be kept private and not allowed to be shared again without my permission. I agree this form is not making a Health Care Power of Attorney. I agree that I may cancel this permission at any time. To cancel permission, I must send a written letter to CareSource. I can send the letter to the address at the bottom of this form. I can also fax it to the number at the bottom of this form. Or, I may cancel my permission on www.caresource.com. I agree that if I cancel this permission, it will not change any actions CareSource took before I cancelled permission. I agree that my treatment, payment, enrollment or eligibility for benefits do not depend on whether I sign this form. **Please sign below.**

Member/Minor Member's Parent Signature or Designated Legal Representative Signature*:	Date:		
Date this Permission Ends: <i>If no date given, the permission will remain on your record unless/until you ask us to cancel it. For minor members, it will end on their 18th birthday.</i>			
<i>*If signed by someone other than the member/minor member's parent, that person must be a designated legal representative. A designated legal representative is someone who has been given the authority to act on the behalf of the member. If you have not already done so, you must provide a copy of the Power of Attorney or court papers that prove the person is a designated legal representative. Also complete these fields:</i>			
Legal Representative (print full name)	Legal Relationship to Member, e.g., Power of Attorney, Court-Appointed Guardian or Custodian:		
Legal Representative's street address	City	State	Zip code

Please send your completed form to:

CareSource/ Attn: Privacy Office, P.O. Box 8738, Dayton, OH 45401-8738, **or**, -
Fax it to 1-833-334-4722, **or**, -
you may choose to fill out this form online at www.caresource.com.

Multi-EXC-M-677500

Your Rights and Protections Against Surprise Medical Bills

When you get emergency care or get treated by an out-of-network provider at an in-network hospital or ambulatory surgical center, you are protected from surprise billing or balance billing.

What is “balance billing” (sometimes called “surprise billing”)?

When you see a doctor or other health care provider, you may owe certain out-of-pocket costs, such as a copayment, coinsurance, and/or a deductible. You may have other costs or have to pay the entire bill if you see a provider or visit a health care facility that isn’t in your health plan’s network.

“Out-of-network” describes providers and facilities that haven’t signed a contract with your health plan. Out-of-network providers may be permitted to bill you for the difference between what your plan agreed to pay and the full amount charged for a service. This is called “**balance billing**.” This amount is likely more than in-network costs for the same service and might not count toward your annual out-of-pocket limit.

“Surprise billing” is an unexpected balance bill. This can happen when you can’t control who is involved in your care—like when you have an emergency or when you schedule a visit at an in-network facility but are unexpectedly treated by an out-of-network provider.

You are protected from balance billing for:

Emergency services

If you have an emergency medical condition and get emergency services from an out-of-network provider or facility, the most the provider or facility may bill you is your plan’s in-network cost-sharing amount (such as copayments and coinsurance). You can’t be balance billed for these emergency services. This includes services you may get after you’re in stable condition, unless you give written consent and give up your protections not to be balance billed for these post-stabilization services.

Certain services at an in-network hospital or ambulatory surgical center

When you get services from an in-network hospital or ambulatory surgical center, certain providers there may be out-of-network. In these cases, the most those providers may bill you is CareSource’s in-network cost-sharing amount. This applies to emergency medicine, anesthesia, pathology, radiology, laboratory, neonatology, assistant surgeon, hospitalist, or intensivist services. These providers cannot balance bill you and may not ask you to give up your protections not to be balance billed.

If you get other services at these in-network facilities, the out-of-network providers cannot balance bill you unless you give written consent and give up your protections.

You’re never required to give up your protections from surprise billing. You also aren’t required to get care out-of-network. You can choose a provider or facility in the CareSource network.

When balance billing isn’t allowed, you also have the following protections:

- You are only responsible for paying your share of the cost (like the copayments, coinsurance, and deductibles that you would pay if the provider or facility was in-network). We will pay out-of-network providers and facilities directly.
- CareSource generally must:
 - Cover emergency services without requiring you to get approval for services in advance (prior authorization).
 - Cover emergency services from out-of-network providers.

- Base what you owe the provider or facility (cost-sharing) on what it would pay an in-network provider or facility, and show that amount in your explanation of benefits.
- Count any amount you pay for emergency services or out-of-network services toward your deductible and out-of-pocket limit.

If you believe you’ve been wrongly billed, please call Member Services and we can help you resolve the issue. If you don’t think the billing issue has been taken care of, Member Services can tell you how to contact the state department of insurance to find out more about your rights.

Visit www.cms.gov/nosurprises for more information about your rights under federal law.



Privacy Notice Statement

This notice describes how health information about you may be used and given out. It also tells how you can get this information. Please review it carefully. The terms of this notice apply to CareSource. We will refer to ourselves simply as “CareSource” in this notice.

Your Rights

When it comes to your health information, you have certain rights:

Get a copy of your health and claims records

- You can ask to see or get a copy of your health and claims records. You can also get other health information we have about you. Ask us how to do this.
- We will give you a copy or a summary of your health and claims records. We often do this within 30 days of your request. We may charge a fair, cost-based fee.

Ask us to fix health and claims records

- You can ask us to fix your health and claims records if you think they are wrong or not complete. Ask us how to do this.
- We may say “no” to your request. If we do, then we will tell you why in writing within 60 days.

Ask for private communications

- You can ask us to contact you in a specific way, such as home or office phone. You can ask us to send mail to a different address.
- We will think about all fair requests. We must say “yes” if you tell us you would be in danger if we do not.

Ask us to limit what we use or share

- You can ask us not to use or share certain health information for care, payment or our operations.

- We do not have to agree to your request. We may say “no” if it would affect your care or for certain other reasons.

Get a list of those with whom we’ve shared information

- You can ask for a list (accounting) of the times we have shared your health information. This is limited to six years before the date you ask. You may ask who we shared it with, and why.
- We will include all the disclosures except for those about:
 - Care,
 - Amount paid,
 - Health care operations, and
 - Certain other disclosures (such as any you asked us to make).
- We will give you one list each year for free. If you ask for another list within 12 months, then we will charge a fair, cost-based fee.

Get a copy of this privacy notice

- You can ask for a paper copy of this notice at any time. You can ask even if you have agreed to get the notice electronically. We will give you a paper copy promptly.

Give CareSource consent to speak to someone on your behalf

- You can give CareSource consent to talk about your health information with someone else on your behalf.
- If you have a legal guardian, then that person can use your rights and make choices about your health information. CareSource will give out health information to your legal guardian. We will make sure a legal guardian has this right and can act for you before we take any action.

File a complaint if you feel your rights are violated

- You can complain if you feel we have violated your rights by contacting us using the information at the end of this notice.
- You can file a complaint with the U.S. Department of Health and Human Services Office for Civil Rights by sending a letter to 200 Independence Avenue, S.W., Washington, D.C. 20201, calling 1-877-696-6775, or visiting www.hhs.gov/ocr/privacy/hipaa/complaints/.
- We will not take action against you for filing a complaint. We may not require you to give up your right to file a complaint as a condition of:
 - Care,
 - Payment,
 - Enrollment in a health plan, or
 - Eligibility for benefits.

Your Choices

For certain health information, you can tell us your choices about what we share. If you have a clear choice for how we share your information in the situations described below, talk to us. Tell us what you want us to do. We will follow your instructions.

In these cases, you have both the right and choice to tell us to:

- Share information with your family, close friends, or others involved in payment for your care
- Share information in a disaster relief situation

If you are not able to tell us your choice, such as if you are unconscious, we may share your information if we believe it is in your best interest. We may also share your information when needed to lessen a serious and close threat to health or safety.

In these cases, we often cannot share your information unless you give us written consent:

- Marketing purposes
- Sale of your information
- Disclosure of psychotherapy notes

Consent to Share Health Information

CareSource will not share your health information, including Sensitive Health Information (SHI), unless you tell us to do so. SHI can be information related to drug and/or alcohol treatment, genetic testing results, HIV/AIDS, mental health, sexually transmitted diseases (STD), or communicable/other diseases that are a danger to your health. If you give us permission to share, this information would be shared to handle your care and treatment or to help with benefits. This information would be shared with your past, current, and future treating providers. It would also be shared with Health Information Exchanges (HIE). An HIE lets providers view information that CareSource has about members. You have the right to tell CareSource you do want your health information (including SHI) shared. If you do not want to share your health information, it will not be shared with providers to handle your care and treatment or to help with benefits. It will be shared with the provider who treats you for the specific SHI. If you do not approve sharing, all providers helping care for you may not be able to manage your care as well as they could if you did approve sharing.

Other Uses and Disclosures

We typically use or share your health information in these ways:

To help you get health care treatment.

- We can use your health information and share it with experts who are treating you.
Example: A provider sends us information about your diagnosis and care plan so we can arrange more care.

To run our company.

- We can use and give out your information to run our company and contact you when needed.
- We are not allowed to use genetic information to decide whether we will give you coverage and the price of that coverage.
- We may use or share your health information to run our company.
Example: We may use your information to review and improve the quality of health care you and others get. We may give your health information to outside groups so they can assist us with our business. Such outside groups include lawyers, accountants, consultants and others. We require them to keep your health information private, too.

To pay for your health care.

- We can use and give out your health information as we pay for your health care.
Example: We share information about you with your dental plan to arrange payment for your dental work.

Coinsurance means the charge, stated as a percentage of eligible expenses, that you are required to pay for certain covered services after the annual deductible is satisfied and until you reach your annual out-of-pocket maximum.

Copayment means the charge, stated as a flat dollar amount, that you are required to pay for certain covered services.

Covered Services means those health care services that are (1) covered by a specific benefit provision of the plan; (2) not excluded under the plan; and (3) determined to be medically necessary per the plan's medical policies and nationally recognized guidelines; and (4) that we determine to be all of the following: provided for the purpose of preventing, diagnosing, or treating a sickness, injury, behavioral health disorder, substance use disorder, or their symptoms; consistent with nationally recognized scientific evidence, as available, and prevailing medical standards and clinical guidelines, as described below; and not provided for the convenience of you, a Provider, or any other person.

In applying the above definition, "scientific evidence" and "prevailing medical standards and clinical guidelines" have the following meanings: "Scientific evidence" means the results of controlled clinical trials or other studies published in peer-reviewed, medical literature generally recognized by the relevant medical specialty community. "Prevailing medical standards and clinical guidelines" means nationally recognized professional standards of care including, but not limited to, national consensus statements, nationally recognized clinical guidelines, and national specialty society guidelines.

A Covered Service or Benefit does not mean that it is free to the member. A cost share and deductible will still apply unless it is fully covered, such as when it is a preventive service fully covered by a provision of the Affordable Care Act.

Evidence of Coverage (EOC) – The EOC is an important legal document that describes the relationship between you and CareSource. It serves as your contract with CareSource, and it describes your rights, responsibilities, and obligations as a covered person under the plan. The EOC, including the Schedule of Benefits (SB), also tells you how the plan works and describes the covered services you and your dependents are entitled to, any conditions and limits related to covered services, the health care services that are not covered by the plan, and the annual deductible, copayments, and coinsurance you must pay when you receive covered services.

Explanation of Benefits (EOB) – A statement you may receive from CareSource that shows what health care services were billed to CareSource and how they were paid. An EOB is not a bill.

Marketplace Drug Formulary means a list that categorizes medications and products that have been approved by the U.S. Food and Drug Administration into price tiers. This list is subject to periodic review and modification. You can find out the tier a medication is assigned to by looking in the formulary. You can get the formulary in print by calling member services, or view it online at **CareSource.com**.

Member has the same meaning as covered person. Covered person means an individual, including you, who is properly enrolled under the plan.

Network Provider means a provider who has entered into a contractual arrangement with us or is being used by us, or another organization that has an agreement with us, to provide certain covered services or certain administration functions for the network associated with the EOC. A network provider may also be a non-network provider for other services or products that are not covered by the contractual arrangement with us as covered services. In order for a pharmacy to be a network provider, it must have entered into an agreement with the pharmacy benefit manager (PBM) to dispense prescription drugs to covered persons, agreed to accept specified reimbursement rates for prescription drugs, and been designated by the PBM as a network pharmacy.

Plan means CareSource.

Premium means the monthly fee required from the plan subscriber (or owner), in accordance with the terms of the plan.

Prior Authorization means any practice implemented by the plan in which benefits for a health care service is dependent upon a covered person or a provider obtaining approval from the plan before the health care service is performed, received, or prescribed, as applicable. This includes prospective or utilization review procedures conducted before providing a health care service.

Schedule of Benefits (SB) means the written description of the benefits that are available as covered services. The SB is provided to you with your annual enrollment materials, along with the EOC. The SB shows covered services and their associated costs.

Subscriber: The person who enrolled in the plan and is responsible for paying the monthly premium.

Summary of Benefits and Coverage (SBC) means the summary of benefits and costs for covered services that is provided to you when your enrollment is received by CareSource. The SBC includes examples of the coverage you will have for certain health events, such as a broken bone or pregnancy.

Note: Your EOC has more details about these terms and many more. Read the EOC and keep it in a safe place for future reference.





Fraud, Waste and Abuse

CareSource has a program designed to handle cases of health care fraud. Providers or members can commit fraud. We monitor and take action on any member or provider fraud, waste and abuse. Some examples are:

Provider Fraud, Waste and Abuse

- Prescribing drugs, equipment or services that are not medically necessary
- Scheduling more frequent return visits than are medically necessary
- Billing for tests or services not provided to you
- Billing for more expensive services than provided

Member Fraud, Waste and Abuse

- Sharing or misusing your CareSource ID card with another person
- Selling prescribed drugs or other medical equipment paid for by CareSource to others
- Submitting false information
- Forging a doctor's signature on prescriptions, etc.
- Providing inaccurate symptoms and other information to providers to get treatment, drugs, etc.

Pharmacy Fraud, Waste and Abuse

- Providing drugs that are not according to the prescription
- Giving you a generic drug and send in a claim for a more expensive brand-name drug
- Giving you less than the prescribed drug amount without telling you and without giving you the rest of the amount you should receive

If You Suspect Fraud, Waste or Abuse

If you think a provider or a CareSource member is committing fraud, waste or abuse, you can report your concerns to us by:

- Calling Member Services (TTY 711) and selecting the menu option for reporting fraud. **Our Fraud, Waste and Abuse hotline is available 24 hours a day.**
- Visiting our website at **CareSource.com** and completing the Fraud, Waste and Abuse Reporting Form and mailing it to the address shown
- Sending us a letter addressed to:

CareSource
Attn: Program Integrity
P.O. Box 1940
Dayton, OH 45401

You do not have to give us your name when you write or call. There are other ways you may contact us that are not anonymous. If you are not concerned about giving your name, then you may also use one of the following means to contact us:

- Fraud email: **fraud@CareSource.com**
- Fraud fax: **1-800-418-0248**

When you report fraud, waste or abuse, please give us as many details as you can, including names and phone numbers. You may remain anonymous, but if you do, we will not be able to call you back for more information. Your report will be kept confidential to the extent permitted by law.

Member Rights and Responsibilities

You have the right to:

- Receive information about CareSource, our services, our network providers, and member rights and responsibilities.
- Be treated with respect and dignity by CareSource personnel, network providers and other health care professionals.
- Privacy and confidentiality for treatments, tests and procedures you receive.
- Participate with your provider in making decisions about your health care.
- Candidly discuss with your provider the appropriate or medically necessary treatment options for your conditions, regardless of cost or benefit coverage.
- Voice complaints or appeals about the plan or the care it provides.

- Make recommendations regarding the plan's Member Rights and Responsibilities policy.
- Choose an Advance Directive to designate the kind of care you wish to receive should you be unable to express your wishes.
- Be able to get a second opinion from a qualified network provider. If a qualified network provider is not able to see you, then CareSource will set up a visit with a provider not in our network.

You have the responsibility to:

- Provide information needed, to the extent possible, in order to receive care.
- Follow the plans and instructions for care that you have agreed to with your providers.
- Understand your health problems and participate in developing mutually agreed-upon treatment goals, to the degree possible.
- Be enrolled and pay any required premiums.
- Report any suspicion of fraud, waste and abuse using the reporting mechanisms located in this handbook.
- Pay an annual deductible, copayments and coinsurance.
- Pay the cost of limited and excluded services.
- Choose network providers and network pharmacies.
- Show your ID card to make sure you receive full benefits under the plan.

- Dental services
- All other services

Member Claim Form



A. SUBSCRIBER INFORMATION

1a. Member ID		2a. Health Plan		3a. Phone #: ()	
4a. Last Name:		5a. First Name:		6a. MI:	7a. Date of Birth / /
8a. Home Address:					
9a. City:		10a. State:		11a. Zip Code:	

B. PATIENT INFORMATION

1b. Patient's Member ID:					
2b. Last Name:		3b. First Name:		4b. MI:	5b. Date of Birth / /
6b. Home Address:					
7b. City:		8b. State:		9b. Zip Code:	
10b. Sex: M <input type="checkbox"/> F <input type="checkbox"/>	11b. Relationship to Subscriber:		12b. Full Time Student: Yes <input type="checkbox"/> No <input type="checkbox"/>	13b. School Name:	

C. ACCIDENT INFORMATION (if applicable)

1c. Accident Work <input type="checkbox"/> Auto <input type="checkbox"/> Other <input type="checkbox"/>		2c. Date Accident Occurred: / /	
3c. How did the accident occur?			

D. OTHER INSURANCE

1d. Is the patient covered by another insurance plan? Yes <input type="checkbox"/> No <input type="checkbox"/> If yes, please complete the following:			
2d. Name of person carrying other insurance:		3d. Date of Birth / /	
4d. Member ID:		5d. Name of Other Insurance Carrier:	
6d. Policy Number:		7d. Employer Name:	
<p>8d. ANY PERSON WHO KNOWINGLY FILES A STATEMENT OF CLAIM CONTAINING ANY MISREPRESENTATION OF ANY FALSE, INCOMPLETE OR MISLEADING INFORMATION MAY BE GUILTY OF A CRIMINAL ACT PUNISHABLE UNDER LAW AND MAY BE SUBJECT TO CIVIL PENALTIES. I CERTIFY THAT THE INFORMATION SUPPLIED IS TRUE AND CORRECT.</p>			
Member or Parent/Guardian Signature: _____ Date: _____			

E. ASSIGNMENT OF BENEFITS

1e. Please sign below <i>only if you want CareSource to pay benefits directly to the provider</i> of medical services.	
Member or Parent/Guardian Signature: _____ Date: _____	

GUIDELINES FOR SUBMITTING CLAIMS TO CareSource

- Clip, do not staple, all bills to the completed form and mail them to **CareSource** at the address listed below
- Make sure all bills indicate a diagnosis code, procedure code, date of service and cost.
- **Provide a copy of either a UB92 or HCFA1500 form (this form can be obtained from your provider of service)**
- Please include your **Member #** on all documents, and submit all claims to CareSource in a timely manner
- Submit claims to: **CareSource PO Box 967, Dayton, OH 45401-0967**
- This form may not be used for pharmacy claims

Page Intentionally Left Blank





CareSource North Carolina Co.
dba CareSource

1-833-230-2099

(TTY/TDD: or 711)

[CareSource.com/marketplace](https://www.caresource.com/marketplace)